

GHB-0802R-B

Features

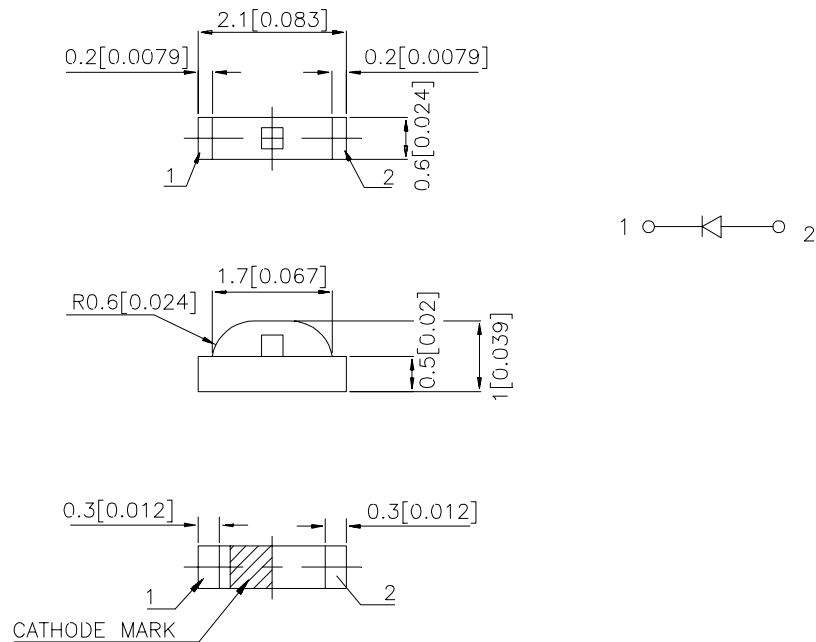
- ▲ 2.1mmx0.6mm SMT LED, 1.0mm THICKNESS.
- ▲ LOW POWER CONSUMPTION.
- ▲ WIDE VIEWING ANGLE.
- ▲ IDEAL FOR BACKLIGHT AND INDICATOR.
- ▲ VARIOUS COLORS AND LENS TYPES AVAILABLE.
- ▲ PACKAGE : 2000PCS / REEL.

Description

The Blue source color devices are made with InGaN on SiC Light Emitting Diode.

2.1x0.6mm RIGHT ANGLE SURFACE LED

Package Dimensions



Notes:

1. All dimensions are in millimeters (inches).
2. Tolerance is 0.1(0.004") unless otherwise noted.
3. Specifications are subject to change without notice.

Selection Guide

Part No.	Dice	Lens Type	Iv (mcd) @ 20 mA		Viewing Angle
			Min.	Typ.	
GHB-0802R-B	BLUE (InGaN)	WATER CLEAR	18	40	120°

Note:

- 1/2 is the angle from optical centerline where the luminous intensity is 1/2 the optical centerline value.

Electrical / Optical Characteristics at T_A=25 C

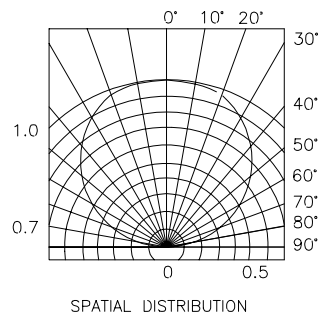
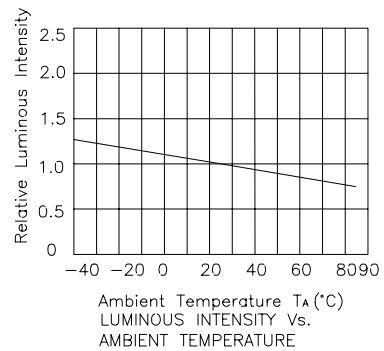
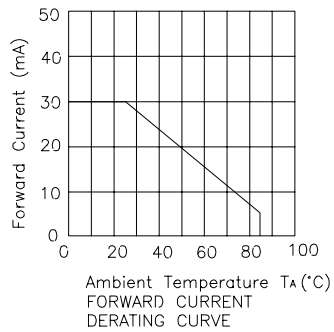
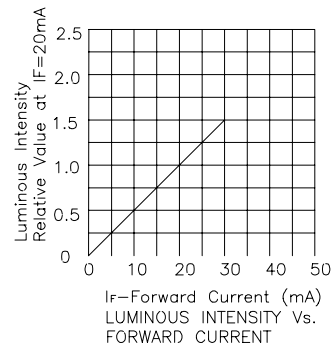
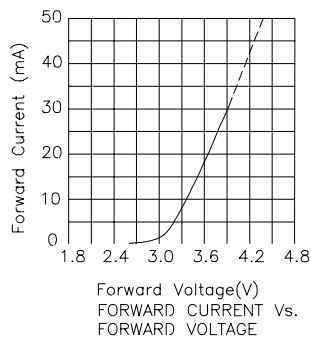
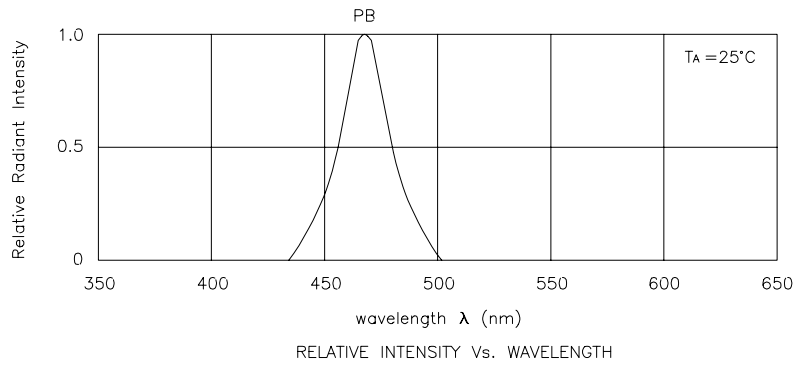
Symbol	Parameter	Device	Typ.	Max.	Units	Test Conditions
peak	Peak Wavelength	Blue	468		nm	I _F =20mA
D	Dominate Wavelength	Blue	470		nm	I _F =20mA
1/2	Spectral Line Half-width	Blue	25		nm	I _F =20mA
C	Capacitance	Blue	65		pF	V _F =0V;f=1MHz
V _F	Forward Voltage	Blue	3.65	4.2	V	I _F =20mA
I _R	Reverse Current	Blue		10	uA	V _R = 5V

Absolute Maximum Ratings at T_A=25 C

Parameter	Blue	Units
Power dissipation	102	mW
DC Forward Current	30	mA
Peak Forward Current [1]	160	mA
Reverse Voltage	5	V
Operating/Storage Temperature	-40 C To +85 C	

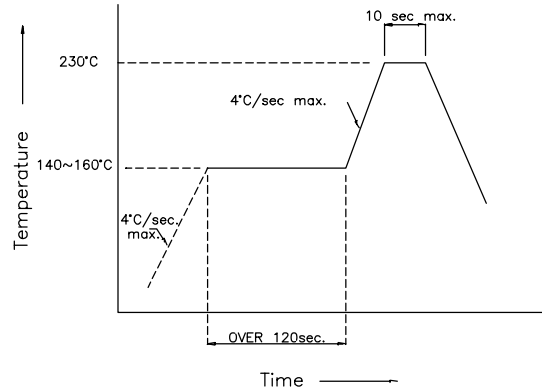
Note:

1. 1/10 Duty Cycle, 0.1ms Pulse Width.

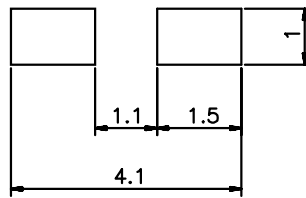


SMT Reflow Soldering Instructions

Number of reflow process shall be less than 2 times and cooling process to normal temperature is required between first and second soldering process.



Recommended Soldering Pattern (Units : mm)



Tape Specifications (Units : mm)

