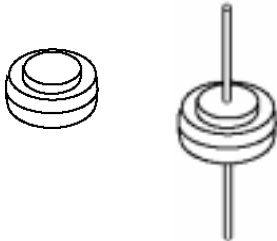


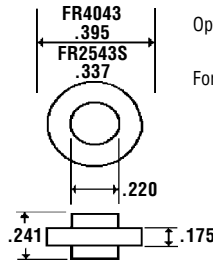
FASTORB - 25, 35 & 40 Amp Avalanche AUTOMOTIVE RECTIFIERS

Description

Note: Ring Markings on Cathode



Mechanical Dimensions



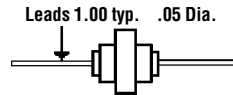
Options - Add Suffix to Part #:

FR2543L = 2 Leads; FR4043L = 2 Leads

For 1 Lead Small Pkg:

FR2543SC = Lead On Cathode

FR3543SA = Lead On Anode



Note: FR4043 is offered only in 10mm (.395" Dia.) package.

FR2543, 3543 & 4043

Features

■ **INEXPENSIVE**

■ **AVALANCHE VOLTAGE 39 TO 47 VOLTS**

■ **GLASS PASSIVATED DIE**

Electrical Characteristics @ 25°C.

FR2543, 3543 & 4043

Maximum Ratings	Symbol	Value	Units
Peak Repetitive Reverse Voltage	V_{RRM}	33	Volts
Working Peak Reverse Voltage	V_{RWM}	33	Volts
DC Blocking Voltage	V_{DC}	33	Volts
Repetitive Peak Reverse Surge Current	I_{RSM}		
	FR2543	0.11	Amps
	FR3543	150	Amps
	FR4043	200	Amps
Average Forward Rectified Current	I_D		
	FR2543	25	Amps
	FR3543	35	Amps
	FR4043	50	Amps
Non-Repetitive Peak Forward Surge Current	I_{FSM}		
	FR2543	250	Amps
	FR3543	400	Amps
	FR4043	500	Amps

	Length	Max.	Units
Thermal Resistance, Junction to Lead Both Equal Length Leads to Heat Sink $R_{\theta JL}$	1/4"	7.5	°C / W
	3/8"	10	°C / W
	1/2"	13	°C / W
Thermal Resistance, Junction to Case $R_{\theta JC}$.8 Typ	°C / W

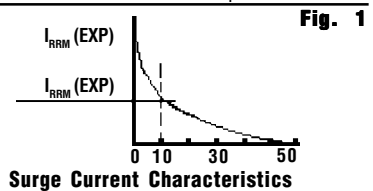


Fig. 1

	Min.	Max.	Units
Instantaneous Forward Voltage ($I_F = 100$ Amps, $T_C = 25^\circ\text{C}$)... V_F	N/A	1.10	Volts
Instantaneous Reverse Current ($V_R = 33$ V _{DC} , $T_C = 25^\circ\text{C}$)... I_R	N/A	1.0	μAmps
Breakdown Voltage ($I_R = 100$ mAmps, $T_C = 25^\circ\text{C}$)... V_{BR}	39	47	Volts
Clamping Voltage ($I_R = 90$ Amps, $T_C = 150^\circ\text{C}$, $PW = 80$ μS)... V_{BR}	N/A	40	Volts
Breakdown Voltage Temperature Coefficient... $V_{(br)}$, T_C	N/A	0.096	% / °C
Forward Voltage Temperature Coefficient...($I_F = 10$ mA) $V_{F(tc)}$	N/A	2	mV / °C