


EPC3018G-EPC3019G



Features of the EFD15-6 Series

- Selected models can be used in SMPS Forward, Push-Pull or Half & Full Bridge Topology
- UL1446 Class B Insulating System
- UL 94V-0 Recognized Material
- Very Low Core Loss Materials
- Very Low Leakage Inductance

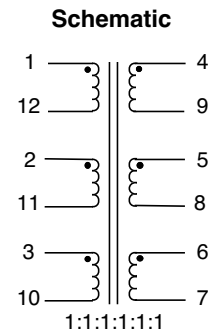
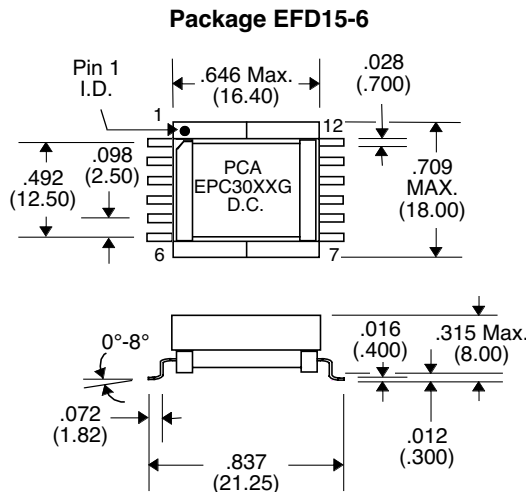
Primary Specification

Part Number	Connection	DCR (Ω Max.)	I _{rms} (Amps)	Inductance (μH ± 25%) @ 0 Adc	V _{t 1} (V-μSec. Max.)	Temp. Rise @ I _{rms} (°C Typ.)
EPC3018G	Series	.083 xNs	4.4 /Ks	131.8 x(Ns) 2	62.5 xNs	39
	Parallel	.083 /Np	4.4 /Kp	131.8	62.5	39
	Single Wdg	.083	1.8	131.8	62.5	39
EPC3019G	Series	.057xNs	5.3 /Ks	63.2 x(Ns) 2	43 xNs	39
	Parallel	.057 /Np	5.3 /Kp	63.2	43	39
	Single Wdg	.057	2.17	63.2	43	39

• Switching Frequency : Up to 1 MHz • Isolation : 500 Vrms •

Notes :

1. Ns = Number of series connections
2. Np = Number of parallel connections
3. Ks = Ns x √6/Ns
4. Kp = √6/Np



Unless Otherwise Specified Dimensions are in Inches /mm ± .010 /.25