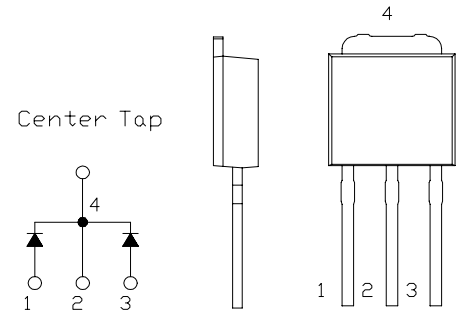


# FRD Type : EA61FC2

## OUTLINE DRAWING

### FEATURES

- \* TO-251AA Case
- \* Ultra – Fast Recovery
- \* Low Forward Voltage drop
- \* Low Power Loss
- \* High Surge Capability
- \* 200 Volts thru 600 Volts Types Available



### Maximum Ratings

Approx Net Weight:0.35g

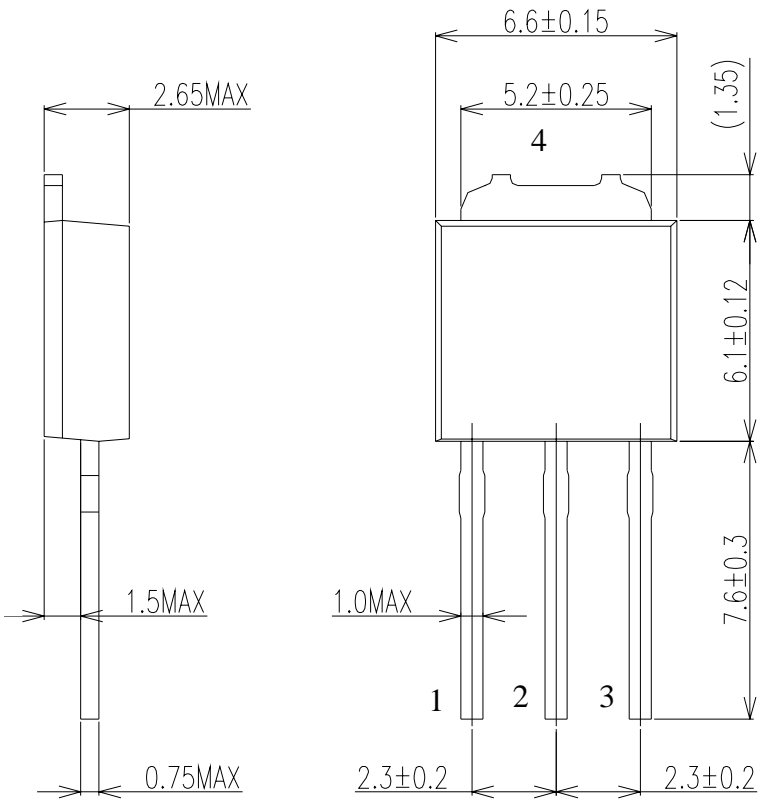
Rating		Symbol	EA61FC2			Unit
Repetitive Peak Reverse Voltage		$V_{RRM}$	200			V
Non-repetitive Peak Reverse Voltage		$V_{RSM}$	220			V
Average Rectified Output Current	P.C.Board mounted *	$I_O$	2.0	$T_a=28^{\circ}C$	50Hz Full Sine Wave Resistive Load	A
	-		6.0	$T_c=117^{\circ}C$		
RMS Forward Current		$I_{F(RMS)}$	6.66			A
Surge Forward Current		$I_{FSM}$	45	50Hz Full Sine Wave, 1cycle, Non-repetitive		A
Operating Junction Temperature Range		$T_{jw}$	- 40 to + 150			$^{\circ}C$
Storage Temperature Range		$T_{stg}$	- 40 to + 150			$^{\circ}C$

### Electrical • Thermal Characteristics

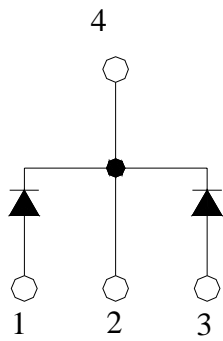
Characteristics		Symbol	Conditions	Min	Typ	Max	Unit
Peak Reverse Current		$I_{RM}$	$T_j=25^{\circ}C, V_{RM}=V_{RRM}$ per Arm	-	-	10	$\mu A$
Peak Forward Voltage		$V_{FM}$	$T_j=25^{\circ}C, I_{FM}= 3 A$ per Arm	-	-	0.98	V
Reverse Recovery Time		$t_{rr}$	$I_{FM}= 3 A,$ $-di/dt= 50 A/\mu s, T_a= 25^{\circ}C$	-	-	30	ns
Thermal Resistance	Junction to Ambient	$R_{th(j-a)}$	P.C.Board mounted *	-	-	80	$^{\circ}C/W$
	Junction to Case	$R_{th(j-c)}$	-	-	-	5	$^{\circ}C/W$

\* Print Land = 20x20 mm

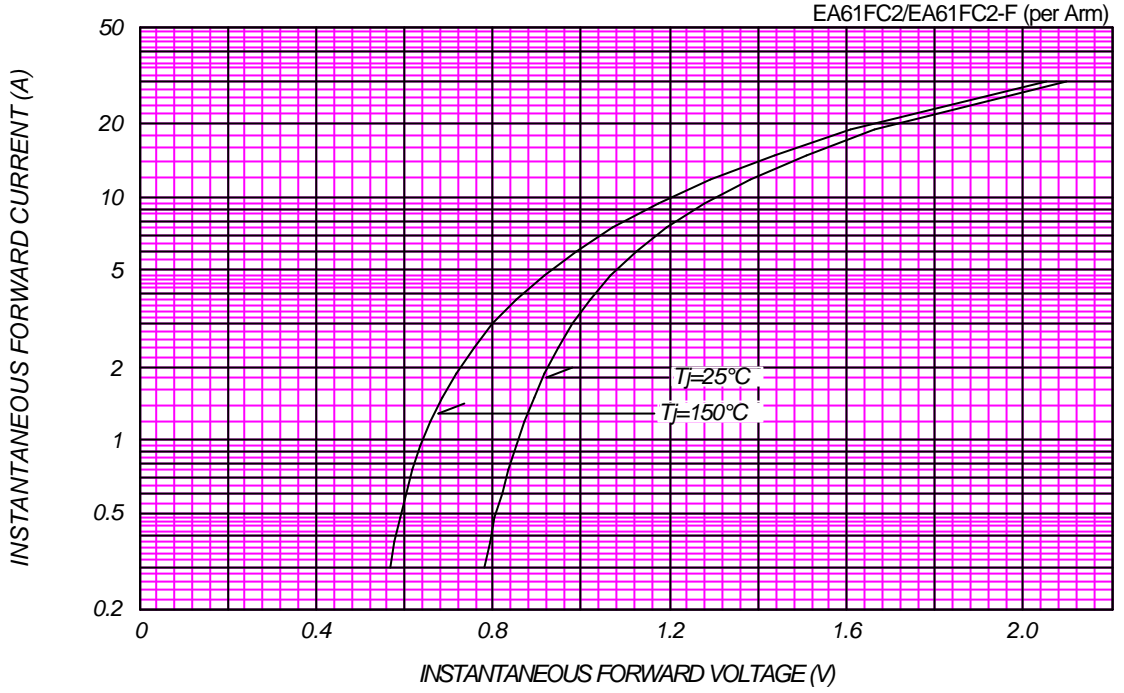
EA61FC2 OUTLINE DRAWING (Dimensions in mm)



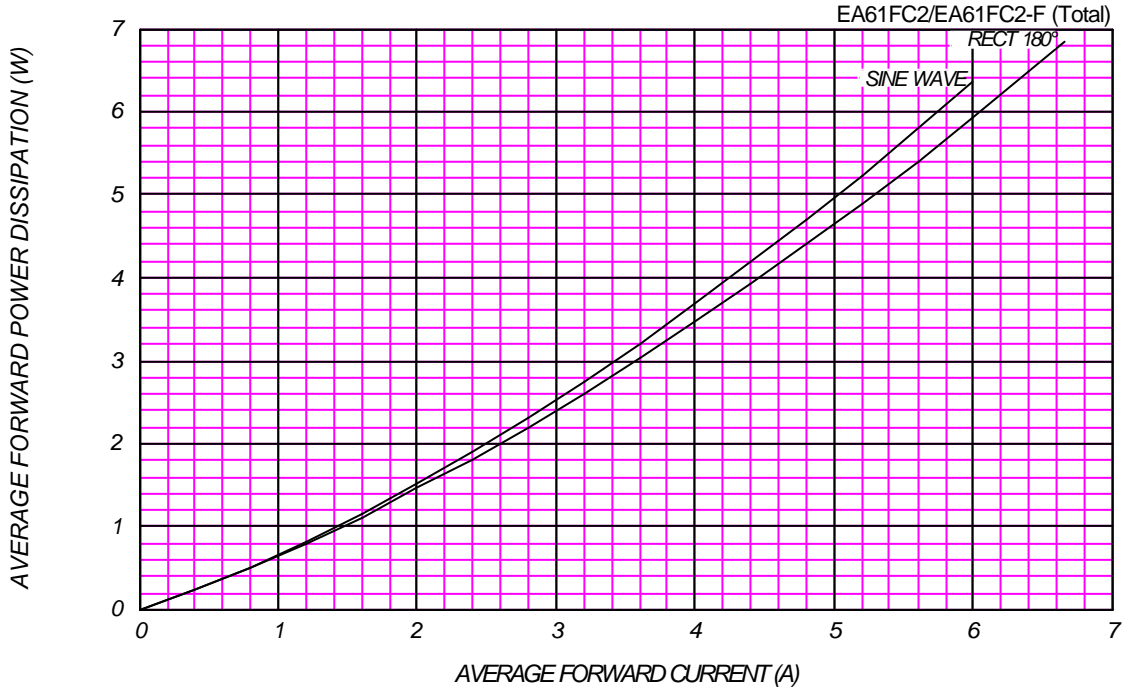
Center Tap

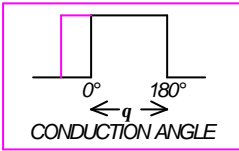


FORWARD CURRENT VS. VOLTAGE

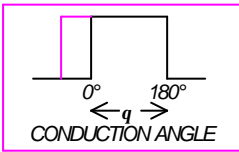
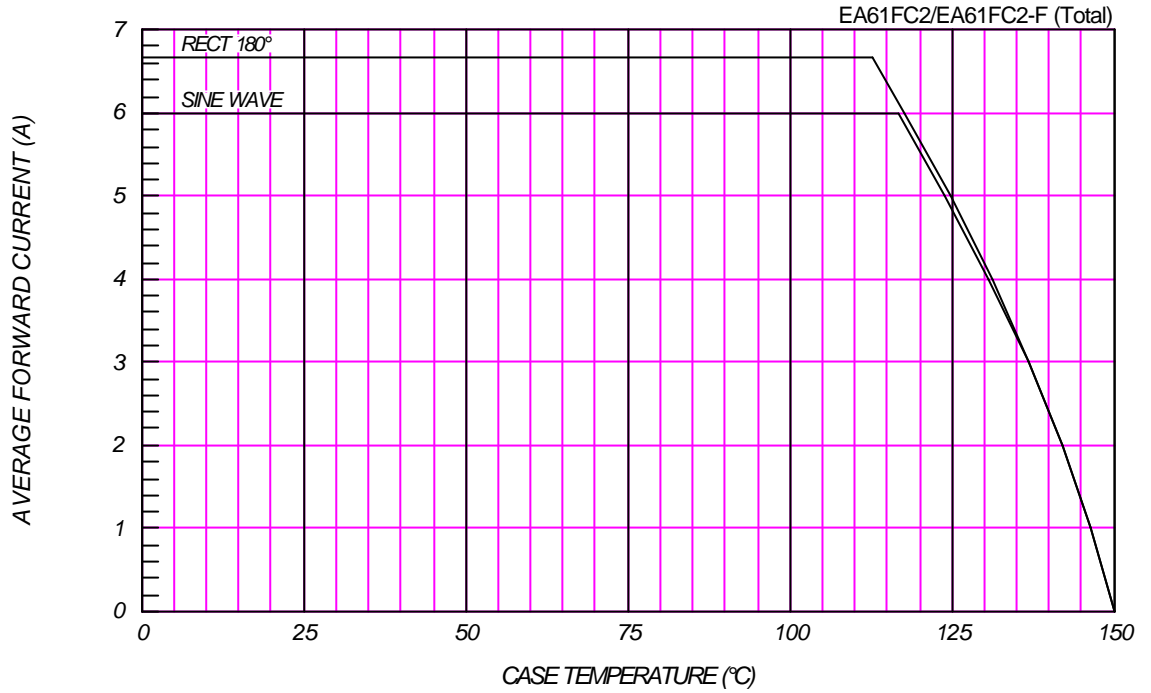


AVERAGE FORWARD POWER DISSIPATION

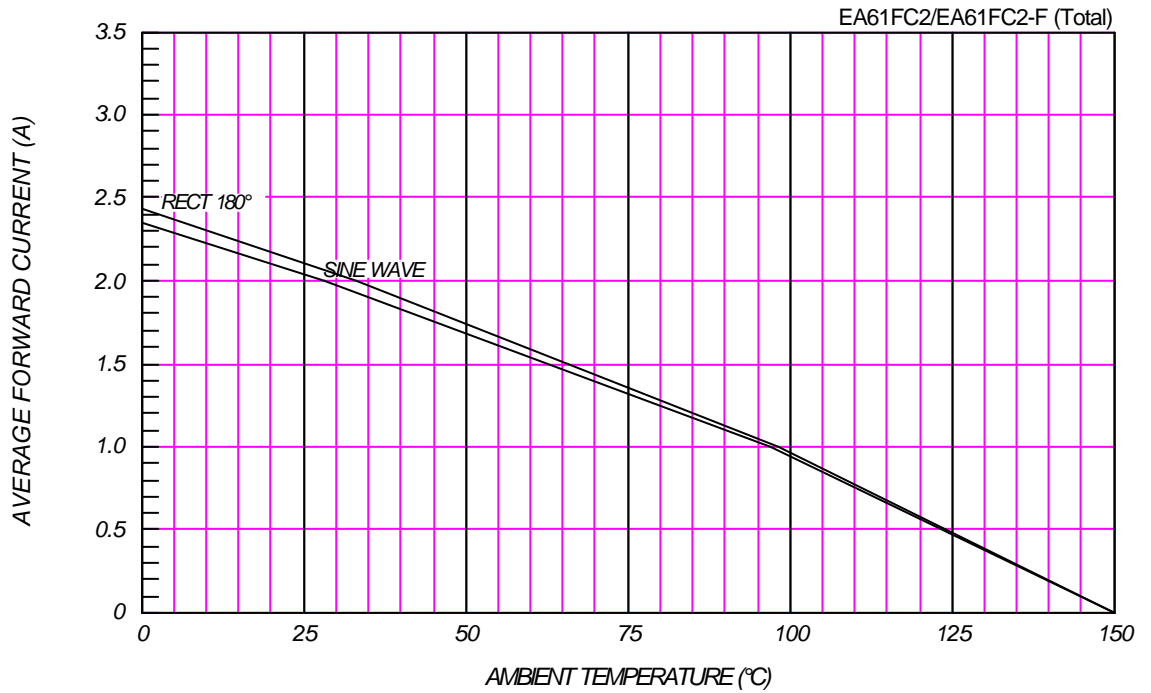




AVERAGE FORWARD CURRENT VS. CASE TEMPERATURE



AVERAGE FORWARD CURRENT VS. AMBIENT TEMPERATURE



# SURGE CURRENT RATINGS

f=50Hz,Sine Wave,Non-Repetitive,No Load

EA61FC2/EA61FC2-F

