

Distributor: **Electro-Stock** www.electrostock.com Tel: 630-682-1542 Fax: 630-682-1562

FEATURES:

- Switching capacity up to 30A
- Dual relay available
- Withstands high temperature; 105°C operating temperature
- PCB pin mounting available
- Ultra light weight; 4g



12.0 (23.8) x 12.9 x 9.9mm

CONTACT DATA

Contact Arrangement	1A = SPST N.O. 1C = SPDT 2A = (2) SPST N.O. 2C = (2) SPDT
Contact Rating	1A: 25A, 30A @ 14VDC 1C: 25A, 30A @ 14VDC N.O. 20A, 25A @ 14VDC N.C. 2A: 25A, 30A @ 14VDC 2C: 25A, 30A @ 14VDC N.O. 20A, 25A @ 14VDC N.C.
Contact Resistance	< 30 milliohms initial
Contact Material	AgSnO ₂
Maximum Switching Power	420W
Maximum Switching Voltage	28VDC
Maximum Switching Current	40A ON, 30A OFF (current flow 3 sec. max. with make/break ratio of 1:10)
Limiting Continuous Current	NO/NC: 30A/25A @ 23°C, NO/NC: 25A/20A @ 85°C

COIL DATA

Coil Voltage VDC		Coil Resistance Ω ± 10%	Pick Up Voltage VDC (max) 75% of rated voltage	Release Voltage VDC (min) 10% of rated voltage	Coil Power W	Operate Time ms	Release Time ms
Rated	Max.						
10	12.0	182	7.5	1.0	0.55	3	1.5
12	14.4	253	9.0	1.2	0.55		

CAUTION:

1. The use of any coil voltage less than the rated coil voltage may compromise the operation of the relay.
2. Pickup and release voltages are for test purposes only and are not to be used as design criteria.

GENERAL DATA

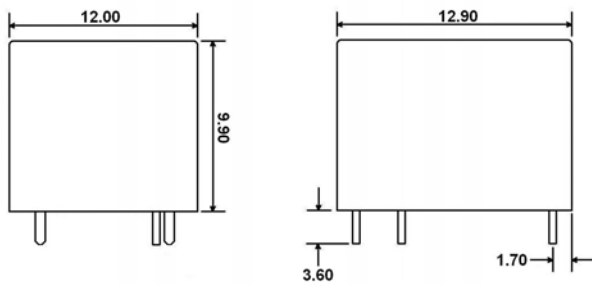
Electrical Life @ rated load	100K cycles, typical, 20A @ 14VDC
Mechanical Life	10M cycles, typical
Insulation Resistance	100MΩ min @ 500VDC
Dielectric Strength, Coil to Contact	500V rms min. @ sea level
Contact to Contact	500V rms min. @ sea level
Shock Resistance	300m/s ² for 6ms
Vibration Resistance	1.27mm double amplitude 10-40Hz
Terminal (Copper Alloy) Strength	10N
Operating Temperature	-40 °C to + 105 °C
Storage Temperature	-40 °C to + 155 °C
Solderability	230 °C ± 2 °C for 10 ± 0.5s
Weight	4g, 8g

Distributor: **Electro-Stock** www.electrostock.com Tel: 630-682-1542 Fax: 630-682-1562

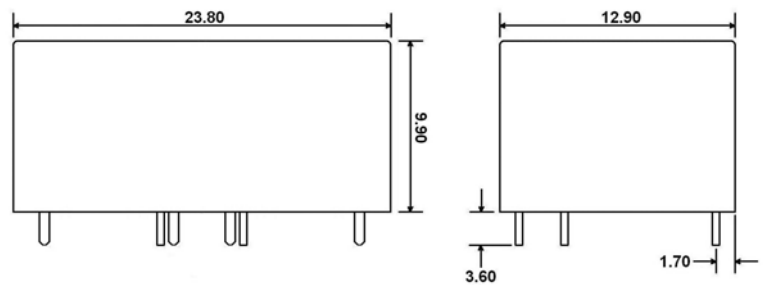
ORDERING INFORMATION

1. Series:	CTA10	1C	S	12VDC
CTA10				
2. Contact Arrangement:				
1A = SPST N.O.				
1C = SPDT				
2A = (2) SPST N.O.				
2C = (2) SPDT				
3. Sealing Options:				
S = Sealed				
4. Coil Voltage:				
10VDC				
12VDC				

DIMENSIONS (Units = mm)

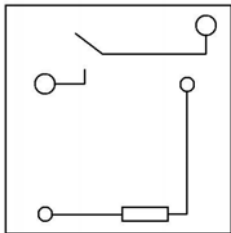


SINGLE PACKAGE

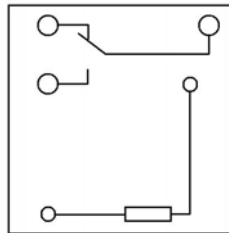


DUAL PACKAGE

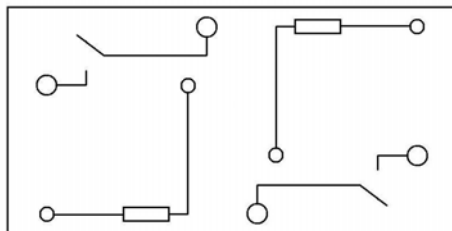
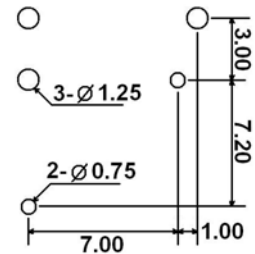
SCHEMATICS & PC LAYOUTS (BOTTOM VIEWS)



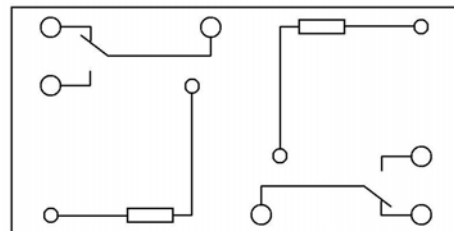
1A



1C



2A



2C

