

Sine-wave filters for three-phase systems
Rated voltage 440/250 V~, 50/60 Hz
Rated current 6 to 35 A

Construction

- Three-line filter
- Metal case

Features

- Easy to install
- Space-saving design
- Degree of protection: IP 20¹⁾
- Motor cables of more than 100 m possible
- Minimized motor noise and eddy current losses in the motor windings

Applications

- Sine-wave output filters for frequency converters in variable speed drivers, solar systems, UPS

Terminals

- Safe-to-touch terminal blocks

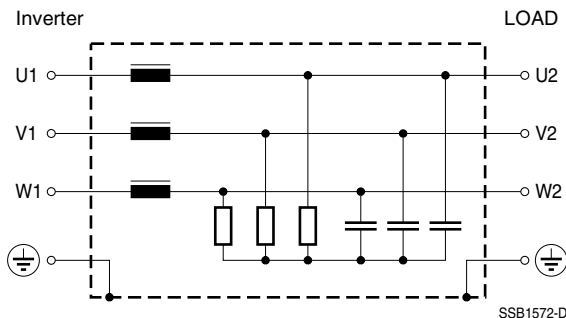
Marking

Marking on component:

Manufacturer's logo, ordering code, rated voltage, rated current, rated temperature, date code

Minimum marking on packaging:

Manufacturer's logo, ordering code

Typical circuit diagram


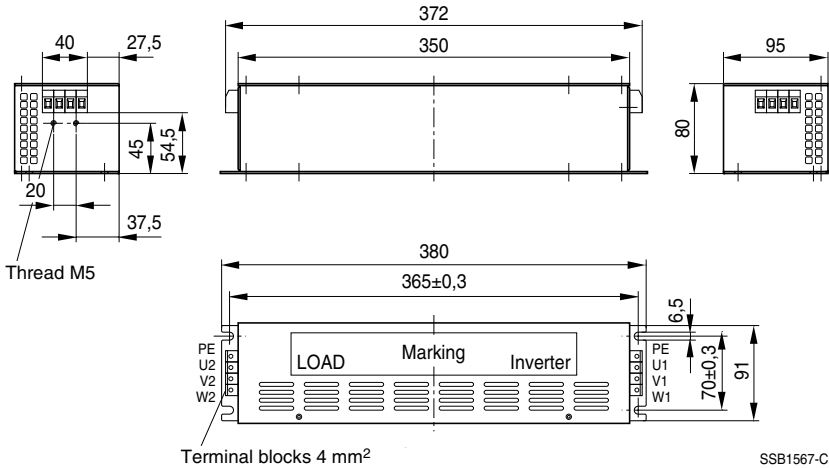
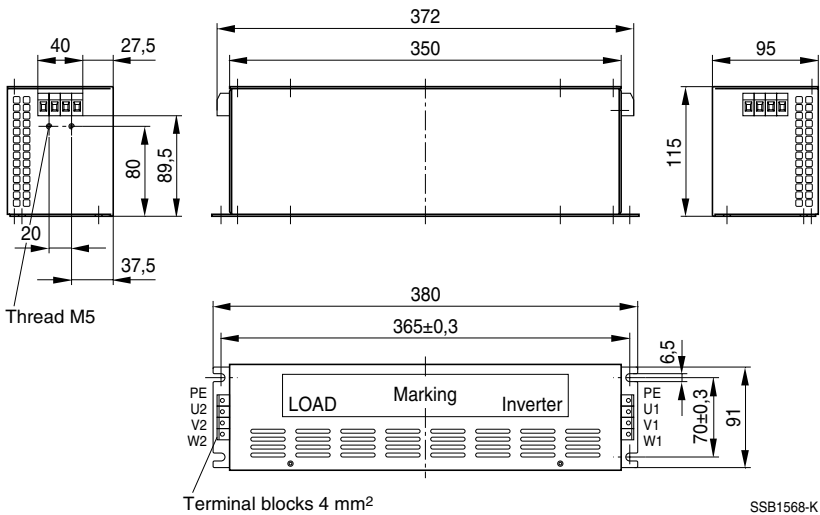
1) In accordance with IEC 60529:1989; EN 60529:1991; DIN VDE 0470-1

Technical data

Rated voltage V_R	440/250 V~, 50/60 Hz
Rated current I_R	referred to 40 °C ambient temperature
Test voltage V_P	1770 V~, 2 s (line/line) 2700 V~, 2 s (lines/case)
Overload capability	$1,5 \cdot I_R$ for 1 min per hour
Converter output frequency f_M	0 ... 100 Hz
Converter pulse frequency f_P	6 ... 16 kHz
Voltage drop (input to output) ΔV	at I_R , 50 Hz
Power dissipation P_V	typical value
Capacitive reactive current I_q	at 230 V, 50 Hz (typical value)
Climatic category	25/1005/21 (- 25 °C/+ 100 °C/21 days damp heat test) in accordance with EN 60068-1

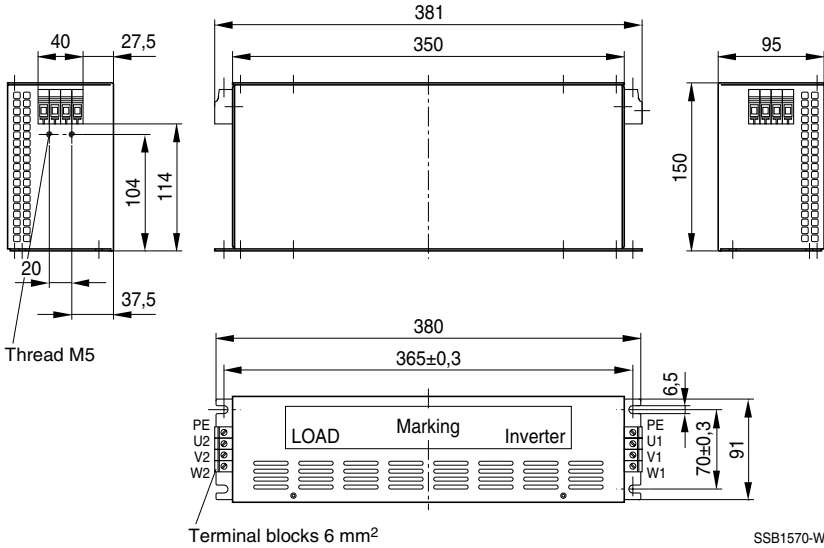
Characteristics and ordering codes

I_R A	Terminal cross section mm ²	I_q A	ΔV V	P_V W	R_{typ} mΩ	Approx. weight kg	Ordering code
6	4	0,24	10	29	200	5,2	B84143-V6-R27
12	4	0,48	8	37	66	7,9	B84143-V12-R27
16	4	0,81	8	49	49	8,3	B84143-V16-R27
25	6	1,20	7	65	27	11,1	B84143-V25-R27
35	6	1,60	7	70	15	16,6	B84143-V35-R27

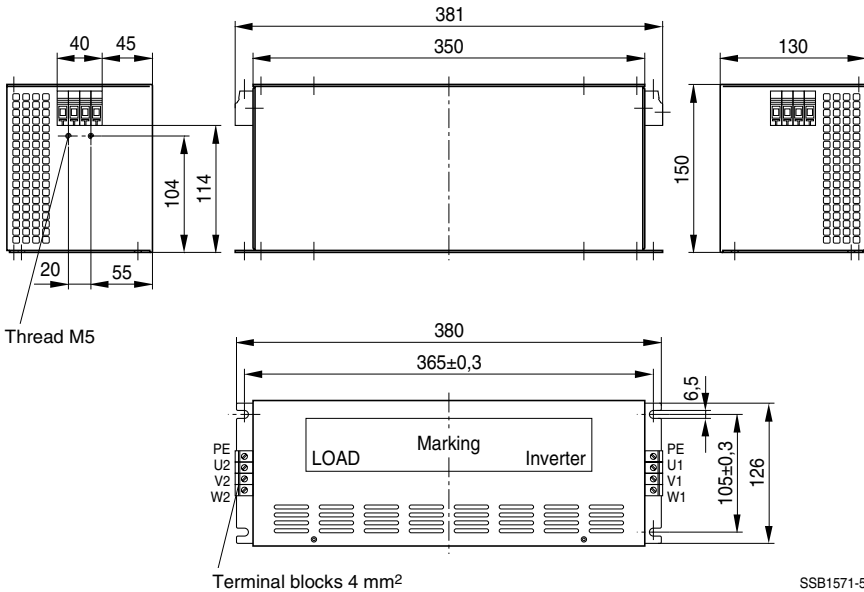
Dimensional drawings
B84143-V6-R27

B84143-V12-R27, B84143-V16-R27


Sine-Wave Output Filters

B84143-V25-R27



B84143-V35-R27



Herausgegeben von EPCOS AG

Marketing Kommunikation, Postfach 80 17 09, 81617 München, DEUTSCHLAND

© EPCOS AG 2000. Alle Rechte vorbehalten. Vervielfältigung, Veröffentlichung, Verbreitung und Verwertung dieser Broschüre und ihres Inhalts ohne ausdrückliche Genehmigung der EPCOS AG nicht gestattet.

Mit den Angaben in dieser Broschüre werden die Bauelemente spezifiziert, keine Eigenschaften zugesichert. Bestellungen unterliegen den vom ZVEI empfohlenen Allgemeinen Lieferbedingungen für Erzeugnisse und Leistungen der Elektroindustrie, soweit nichts anderes vereinbart wird.

Diese Broschüre ersetzt die vorige Ausgabe.

Fragen über Technik, Preise und Liefermöglichkeiten richten Sie bitte an den Ihnen nächstgelegenen Vertrieb der EPCOS AG oder an unsere Vertriebsgesellschaften im Ausland.

Bauelemente können aufgrund technischer Erfordernisse Gefahrstoffe enthalten. Auskünfte darüber bitten wir unter Angabe des betreffenden Typs ebenfalls über die zuständige Vertriebsgesellschaft einzuholen.

Published by EPCOS AG

Marketing Communications, P.O. Box 80 17 09, 81617 Munich, GERMANY

© EPCOS AG 2000. All Rights Reserved. Reproduction, publication and dissemination of this brochure and the information contained therein without EPCOS' prior express consent is prohibited.

The information contained in this brochure describes the type of component and shall not be considered as guaranteed characteristics. Purchase orders are subject to the General Conditions for the Supply of Products and Services of the Electrical and Electronics Industry recommended by the ZVEI (German Electrical and Electronic Manufacturers' Association), unless otherwise agreed.

This brochure replaces the previous edition.

For questions on technology, prices and delivery please contact the Sales Offices of EPCOS AG or the international Representatives.

Due to technical requirements components may contain dangerous substances. For information on the type in question please also contact one of our Sales Offices.