

## SMD

**Rated inductance 10 to 1000  $\mu$ H**  
**Rated current 560 to 4300 mA**

### Construction

- Ferrite core
- Winding: enamel copper wire
- Plastic terminal carrier
- Winding soldered to terminals



### Features

- Very high rated current
- Low dc resistance
- Suitable for reflow soldering (IR and vapor phase)

### Applications

- Filtering of supply voltages
- Coupling / decoupling
- DC/DC converters
- Automotive electronics
- Telecommunications

### Terminals

- Tinned Sn/Pb

### Marking

Color coding based on IEC 60062

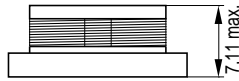
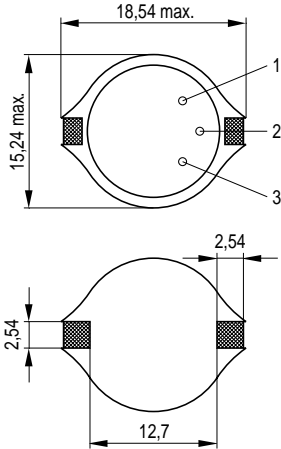
### Delivery mode

24-mm blister tape, reel packing

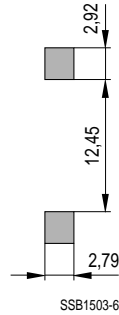
For details on taping, packing and packing units [see page 155](#)

**SMD**

**Dimensional drawing**



**Layout recommendation**



SSB1469-M

**Marking**

- 1 = 1st digit of inductance value
- 2 = 2nd digit of inductance value
- 3 = multiplier, i. e. multiplies the first two digits by the power of ten (standard unit  $\mu\text{H}$ )

Color code	1st dot = 1st digit	2nd dot = 2nd digit	3rd dot = multiplier
Gold			$\times 10^{-1} = 0,1$
Black		0	$\times 10^0 = 1$
Brown	1	1	$\times 10^1 = 10$
Red	2	2	$\times 10^2 = 100$
Orange	3	3	$\times 10^3 = 1000$
Yellow	4	4	
Green	5	5	
Blue	6	6	
Violet		7	
Grey		8	

*Example:*

1st dot	2nd dot	3rd dot	Coding
Blue 6	Grey 8	Brown $\times 10$	$= 68 \times 10 \mu\text{H} = 680 \mu\text{H}$


**General technical data**

Rated inductance $L_R$	Measured with HP 4194A at 100 kHz, measuring current $\leq 1$ mA
Rated current $I_R$	Maximum permissible dc with inductance decrease $\Delta L/L_0 \leq 10$ % and temperature increase of $\leq 40$ K at rated temperature of 85°C
DC resistance $R_{max}$	Measured at 20°C ambient temperature
Climatic category	In accordance with IEC 60068-1 40/085/56 (– 40°C/+ 85°C/56 days damp heat test)
Solderability	5 s, 235 °C, wetting >90 %
Weight	Approx. 3 g

**Characteristics and ordering codes**

$L_R$ $\mu\text{H}$	Tolerance	$I_R$ mA	$R_{max}$ $\Omega$	Ordering code
10	$\pm 20$ % $\triangleq M$	4300	0,032	B82479-A1103-M
15		4000	0,036	B82479-A1153-M
22		3500	0,047	B82479-A1223-M
33		3000	0,066	B82479-A1333-M
47		2600	0,087	B82479-A1473-M
68		2300	0,13	B82479-A1683-M
100		1800	0,19	B82479-A1104-M
150		1500	0,25	B82479-A1154-M
220		1200	0,38	B82479-A1224-M
330		1000	0,56	B82479-A1334-M
470		820	0,85	B82479-A1474-M
680		720	1,20	B82479-A1684-M
1000		560	1,80	B82479-A1105-M