

- For miniature transformers, e.g. DC/DC converters for surface mounting
- Available with SMD coil former
- E cores are supplied as single units

Magnetic characteristics (per set)

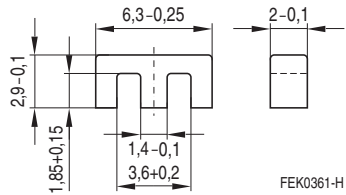
$$\Sigma l/A = 3,7 \text{ mm}^{-1}$$

$$l_e = 12,2 \text{ mm}$$

$$A_e = 3,3 \text{ mm}^2$$

$$A_{\min} = 2,6 \text{ mm}^2$$

$$V_e = 40,3 \text{ mm}^3$$



FEK0361-H

Approx. weight 0,12 g/set

Material	A_L value nH	μ_e	$A_{L1\min}$ mH	Ordering code
N30	700 + 40/- 30 %	2059	—	B66300-G-X130
T38	1700 + 40/- 30 %	4990	—	B66300-G-X138
N87	380 + 30/- 20 %	1120	300	B66300-G-X187

 The A_L value in the table applies to a core set comprising two ungapped cores.



SMD coil former with gullwing terminals

Material: GFR liquid crystal polymer (UL 94 V-0, insulation class to IEC 60085: F \triangleq max. operating temperature 155 °C), color code black
 Solderability: to IEC 60068-2-20, test Ta, method 1 (aging 3): 350 °C, 1 s
 Resistance to soldering heat: to IEC 60068-2-20, test Tb, method 1B: 350 °C, 3,5 s
 permissible soldering temperature for wire-wrap connection on coil former: 400 °C, 1 s
 Winding: see "Processing Notes", page 160

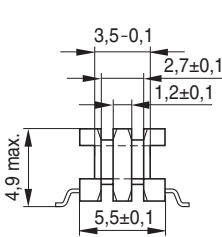
Plastic cover cap

Used to protect the transformer against external influences, for stamping and for improved processing on assembly machines

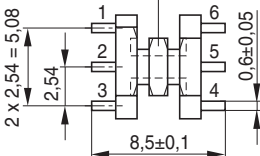
Material: see coil former, color code white

Coil former					Ordering code
Sections	A_N mm ²	l_N mm	A_R value $\mu\Omega$	Terminals	
1	1,62	12,8	272	4 6	B66301-B1004-T1 B66301-B1006-T1
2	0,9	12,8	490	4 6	B66301-B1004-T2 B66301-B1006-T2
Plastic cover cap					B66301-C2000

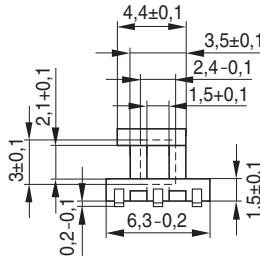
Coil former



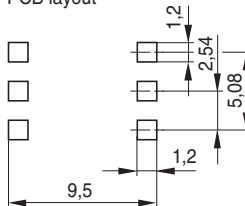
Omitted in 1-section version



Terminals 2 and 5 are omitted in 4-terminal version

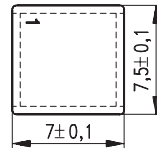


Recommended PCB layout



FEK0421-U

Plastic cover cap



FEK0287-5

Herausgegeben von EPCOS AG

Marketing Kommunikation, Postfach 80 17 09, 81617 München, DEUTSCHLAND

© EPCOS AG 2000. Alle Rechte vorbehalten. Vervielfältigung, Veröffentlichung, Verbreitung und Verwertung dieser Broschüre und ihres Inhalts ohne ausdrückliche Genehmigung der EPCOS AG nicht gestattet.

Mit den Angaben in dieser Broschüre werden die Bauelemente spezifiziert, keine Eigenschaften zugesichert. Bestellungen unterliegen den vom ZVEI empfohlenen Allgemeinen Lieferbedingungen für Erzeugnisse und Leistungen der Elektroindustrie, soweit nichts anderes vereinbart wird.

Diese Broschüre ersetzt die vorige Ausgabe.

Fragen über Technik, Preise und Liefermöglichkeiten richten Sie bitte an den Ihnen nächstgelegenen Vertrieb der EPCOS AG oder an unsere Vertriebsgesellschaften im Ausland.

Bauelemente können aufgrund technischer Erfordernisse Gefahrstoffe enthalten. Auskünfte darüber bitten wir unter Angabe des betreffenden Typs ebenfalls über die zuständige Vertriebsgesellschaft einzuholen.

Published by EPCOS AG

Marketing Communications, P.O. Box 80 17 09, 81617 Munich, GERMANY

© EPCOS AG 2000. All Rights Reserved. Reproduction, publication and dissemination of this brochure and the information contained therein without EPCOS' prior express consent is prohibited.

The information contained in this brochure describes the type of component and shall not be considered as guaranteed characteristics. Purchase orders are subject to the General Conditions for the Supply of Products and Services of the Electrical and Electronics Industry recommended by the ZVEI (German Electrical and Electronic Manufacturers' Association), unless otherwise agreed.

This brochure replaces the previous edition.

For questions on technology, prices and delivery please contact the Sales Offices of EPCOS AG or the international Representatives.

Due to technical requirements components may contain dangerous substances. For information on the type in question please also contact one of our Sales Offices.