



# SAW Components

Data Sheet B3824





**SAW Components**

**B3824**

**Low-Loss Filter**

**1910 MHz**

**Data Sheet**

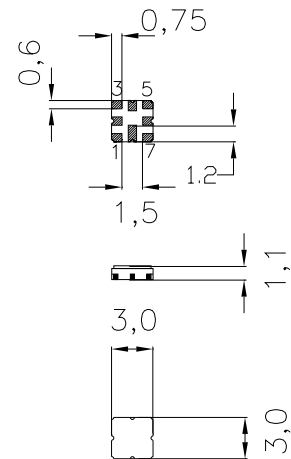
SMD ceramic package **QCC8D**

**Features**

- Very low loss RF filter
- Unbalanced to unbalanced or unbalanced to balanced operation
- Package for **Surface Mounted Technology (SMT)**

**Terminals**

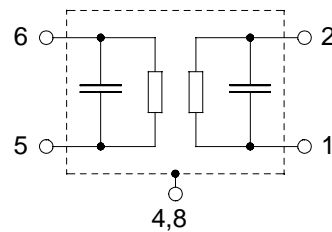
- Ni, gold-plated



Dimensions in mm, approx. weight 0,037 g

**Pin configuration**

- 6 Input
- 5 Input ground
- 2 Output, balanced
- 1 Output, balanced
- 3, 7 To be grounded
- 4, 8 Case - ground



Type	Ordering code	Marking and Package according to	Packing according to
B3824	B39192-B3824-U810	C61157-A7-A72-5	F61074-V8168-Z000

**Electrostatic Sensitive Device (ESD)**

**Maximum ratings**

Operable temperature range	$T$	- 40/+ 85	°C
Storage temperature range	$T_{stg}$	- 40/+ 85	°C
DC voltage	$V_{DC}$	0	V
Source power	$P_s$	3	dBm



**SAW Components**

**B3824**

**Low-Loss Filter**

**1910 MHz**

**Data Sheet**

**Characteristics**

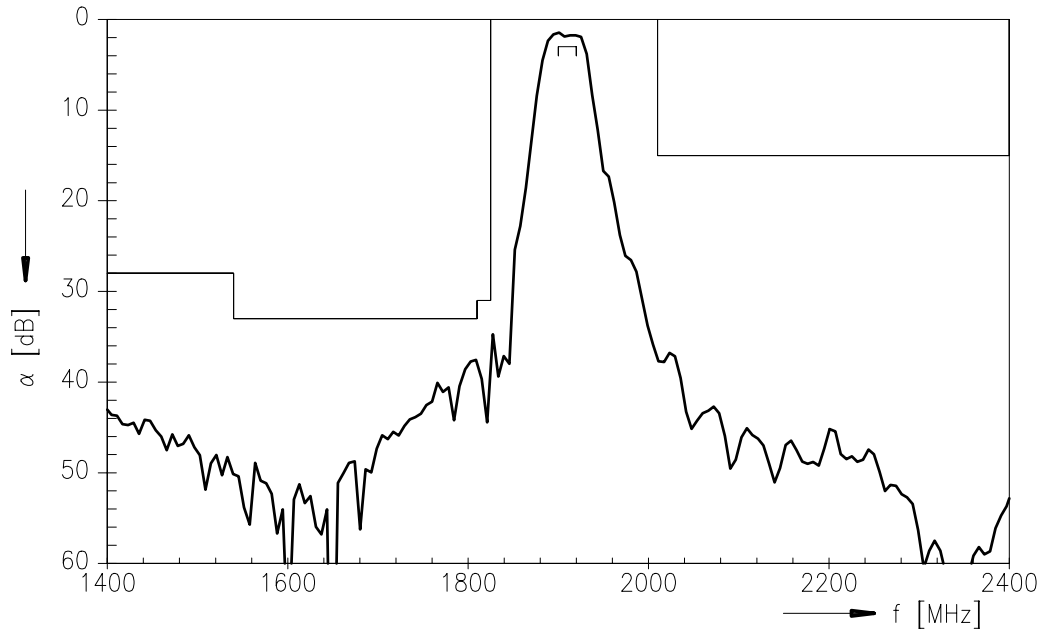
Operating temperature range:  $T_A = -5 \dots +85 \text{ }^\circ\text{C}$   
 Terminating source impedance:  $Z_S = 50 \text{ } \Omega$  unbalanced  
 Terminating load impedance:  $Z_L = 50 \text{ } \Omega$  balanced

		min.	typ.	max.	
<b>Nominal frequency</b>	$f_N$	—	1910	—	MHz
<b>Maximum insertion attenuation</b> 1900 MHz ... 1920 MHz	$\alpha_{\max}$	—	2,0	3,0	dB
<b>Amplitude ripple in passband (p-p)</b> over any 4 MHz within 1900 MHz ... 1920 MHz	$\Delta\alpha$	—	0,5	0,7	dB
<b>Group delay ripple in passband (p-p)</b> over any 4 MHz within 1900 MHz ... 1920 MHz	$\Delta\alpha$	—	2,5	4,0	ns
<b>Attenuation</b>	$\alpha_{\text{abs}}$				
100,0 MHz ... 1540 MHz		28	33	—	dB
1540 MHz ... 1810 MHz		33	37	—	dB
1810 MHz ... 1825 MHz		31	34	—	dB
2020 MHz ... 5000 MHz		15	20	—	dB
<b>VSWR</b> 1900 MHz ... 1920 MHz		—	1,8:1	2,4:1	
<b>Deviation from linear phase (p-p)</b> over any 4 MHz within 1900 MHz ... 1920 MHz		—	0,8	1,3	$^\circ$

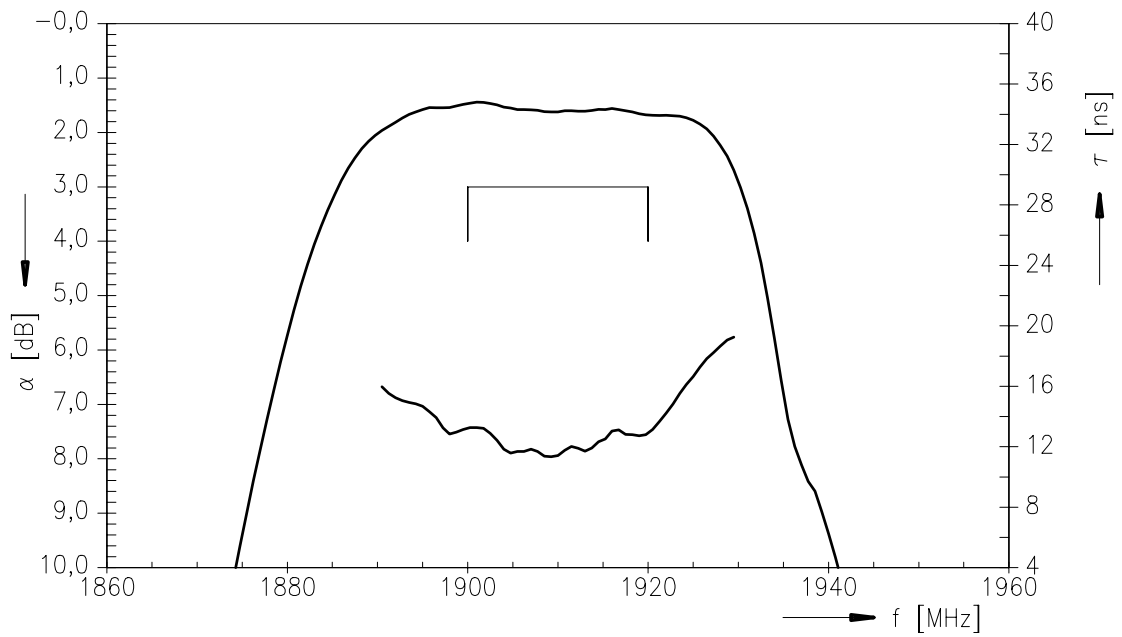


Data Sheet

Transfer function



Transfer function (pass band)





**SAW Components**

**B3824**

**Low-Loss Filter**

**1910 MHz**

**Data Sheet**

**Published by EPCOS AG**

**Surface Acoustic Wave Components Division, SAW MC IS**

**P.O. Box 80 17 09, 81617 Munich, GERMANY**

© EPCOS AG 2002. Reproduction, publication and dissemination of this brochure and the information contained therein without EPCOS' prior express consent is prohibited.

Purchase orders are subject to the General Conditions for the Supply of Products and Services of the Electrical and Electronics Industry recommended by the ZVEI (German Electrical and Electronic Manufacturers' Association), unless otherwise agreed.

This brochure replaces the previous edition.

For questions on technology, prices and delivery please contact the Sales Offices of EPCOS AG or the international Representatives.

Due to technical requirements components may contain dangerous substances. For information on the type in question please also contact one of our Sales Offices.