

6367254 MOTOROLA SC (XSTRS/R F)

96D 80569 D7-33-21

MOTOROLA
SEMICONDUCTOR
TECHNICAL DATA

BD206
BD208

PLASTIC HIGH POWER
SILICON PNP TRANSISTOR

... designed for use in high power audio amplifiers utilizing complementary or quasi complementary circuits.

- DC Current— $h_{FE} = 30$ (Min) @ $I_C = 2.0$ Adc
- BD 206, 208 are complementary with BD 205, 207


10 AMPERE
POWER TRANSISTOR

PNP SILICON

45, 60 VOLTS
90 WATTS

MAXIMUM RATINGS

Rating	Symbol	Type	Value	Unit
Collector-Emitter Voltage	V_{CEO}	BD 206 BD 208	45 60	Vdc
Collector-Base Voltage	V_{CBO}	BD 206 BD 208	55 70	Vdc
Emitter-Base Voltage	V_{EBO}		5	Vdc
Collector Current	I_C		10.0	Adc
Base Current	I_B		6.0	Adc
Total Device Dissipation Derate above 25°C	P_D		90 720	Watts mW/°C
Operating and Storage Junction Temperature Range	T_J, T_{stg}		-55 to +150	°C



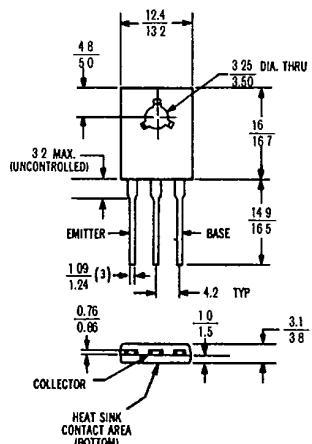
THERMAL CHARACTERISTICS

Characteristic	Symbol	Max	Unit
Thermal Resistance, Junction to Case	θ_{JC}	1.39	°C/W

ELECTRICAL CHARACTERISTICS ($T_C = 25^\circ\text{C}$ unless otherwise noted)

Characteristic	Symbol	Type	Min	Max	Unit
Collector-Emitter Sustaining Voltage* ($I_C = 0.2$ Adc, $I_B = 0$)	BV_{CEO}	BD 206 BD 208	45 60	—	Vdc
Collector Cutoff Current ($V_{CB} = 55$ Vdc, $I_E = 0$) ($V_{CB} = 70$ Vdc, $I_E = 0$)	I_{CBO}	BD 206 BD 208	—	1.0	mA
Emitter Cutoff Current ($V_{BE} = 5.0$ Vdc, $I_C = 0$)	I_{EBO}		—	2.0	mA
DC current Gain ($I_C = 2$ A, $V_{CE} = 2$ V) ($I_C = 4$ A, $V_{CE} = 2$ V)	h_{FE}		30 15	—	
Collector-Emitter Saturation Voltage* ($I_C = 4$ Adc, $I_B = 0.4$ Adc)	$V_{CE(sat)}$		—	1.1	Vdc
Base-Emitter On Voltage* ($I_C = 4$ Adc, $V_{CE} = 2.0$ Vdc)	$V_{BE(on)}$		—	1.6	Vdc
Current-Gain-Bandwidth Product ($I_C = 1.0$ Adc, $V_{CE} = 10$ Vdc, $f = 1.0$ MHz)	f_T		1.5	—	MHz

* Pulse Test: Pulse Width $\leq 300 \mu\text{s}$. Duty Cycle $\leq 2.0\%$.



When mounting the device, torque not to exceed 0.09 m.kg.
If lead bending is required, use suitable clamps or other supports between transistor case and point of bend.
All dimensions in millimeters

CASE 90



6367254 MOTOROLA SC (XSTRS/R F)

96D 80570 D

BD206, BD208

T-33-21

FIGURE 1 — ACTIVE REGION DC SAFE OPERATING AREA

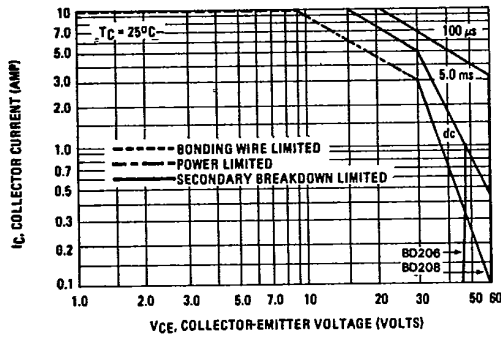


FIGURE 2 — POWER-TEMPERATURE DERATING CURVE

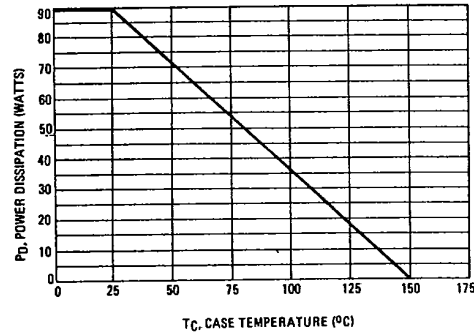


FIGURE 3 — "ON" VOLTAGES

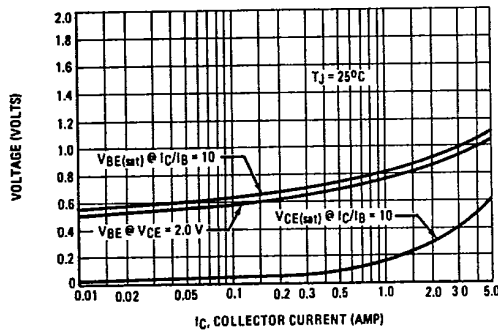


FIGURE 4 — CURRENT GAIN

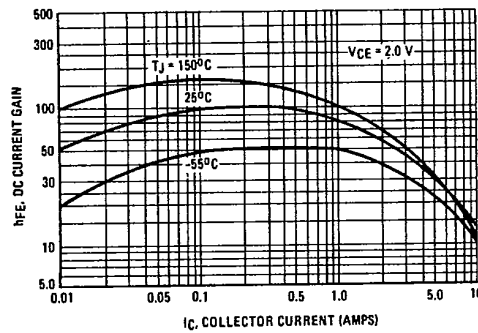


FIGURE 5 — THERMAL RESPONSE

