



Amplifier Datasheet

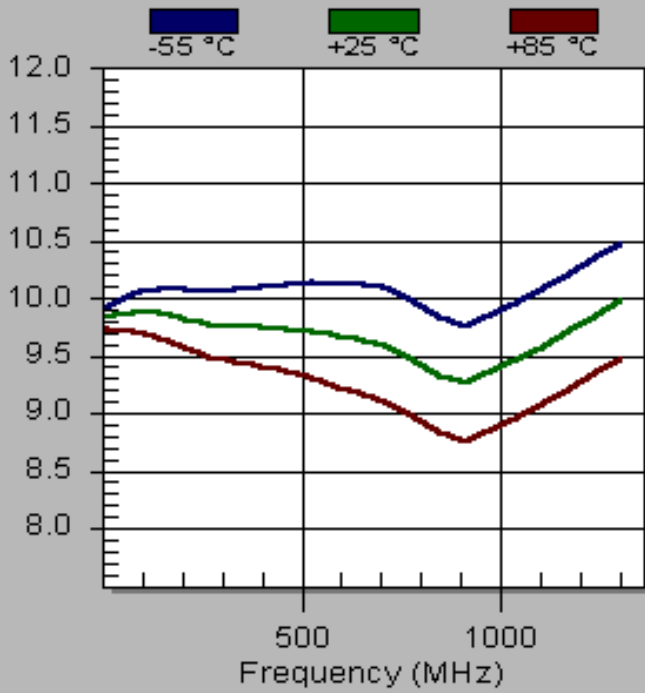
TM6212

Product Data Summary

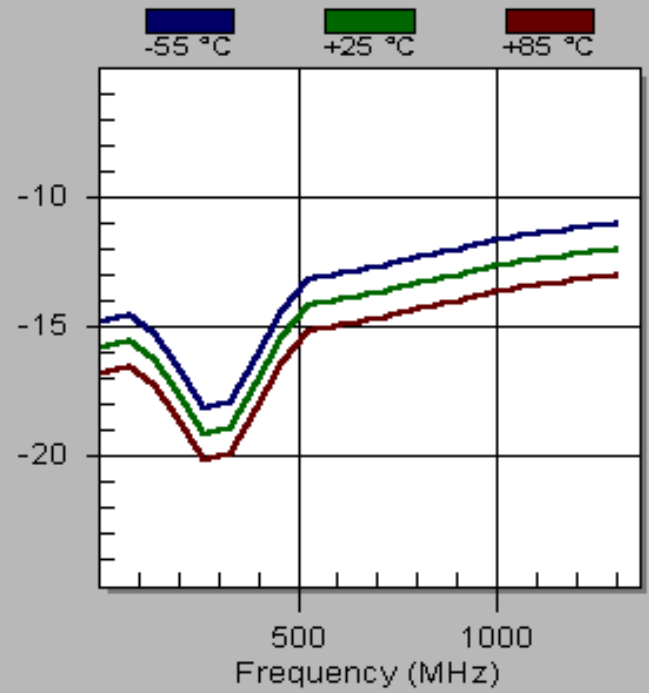
Parameter	Min/Max	Typical
Operating Frequency	10 - 1300 MHz	
Noise Figure	8.0 dB	6.0 dB
Gain	8.5 dB	10.0 dB
Power Output (1 dB Compression)	+19.5 dBm	+23.0 dBm
2nd Order Intercept		+42.0 dBm
3rd Order Intercept		+34.0 dBm
Reverse Isolation	-11.0 dB	-13.0 dB
VSWR Input	2.0:1	1.6:1
VSWR Output	2.0:1	1.4:1
DC Voltage		15.0 V
DC Current		92.0 mA

Typical Performance

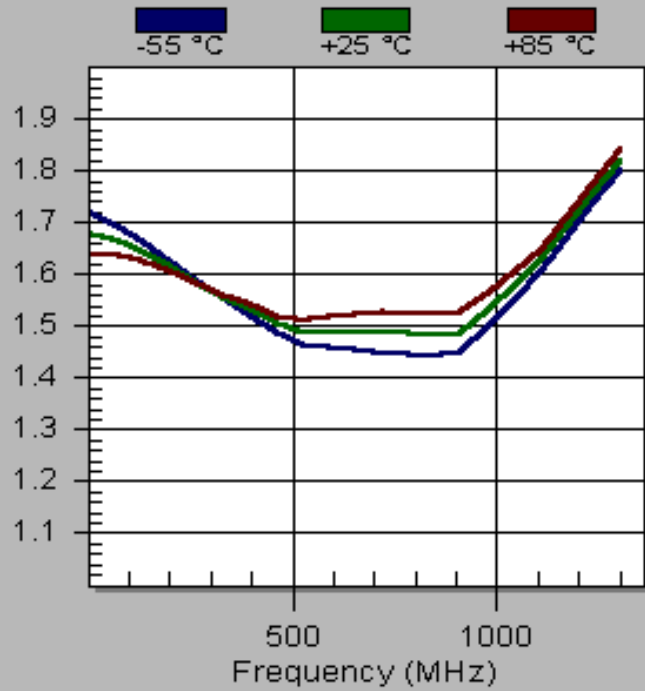
TM6212 Gain (dB)



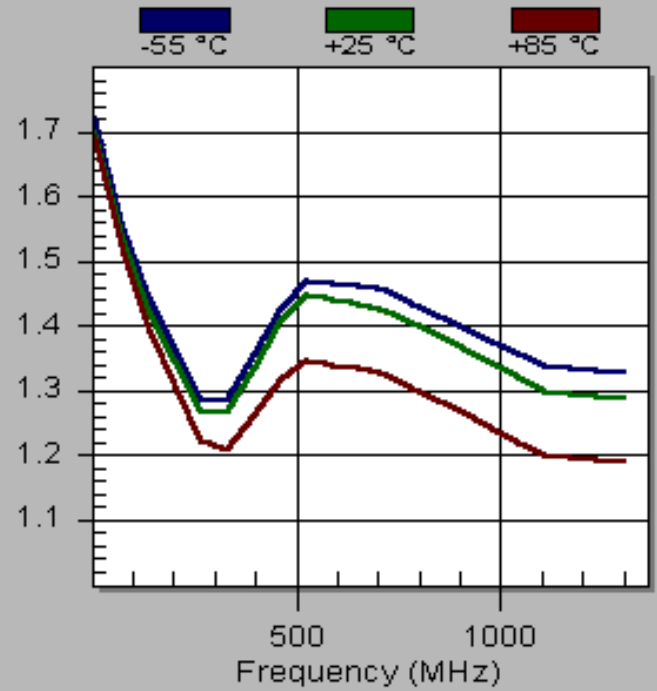
TM6212 Reverse Isolation (dB)

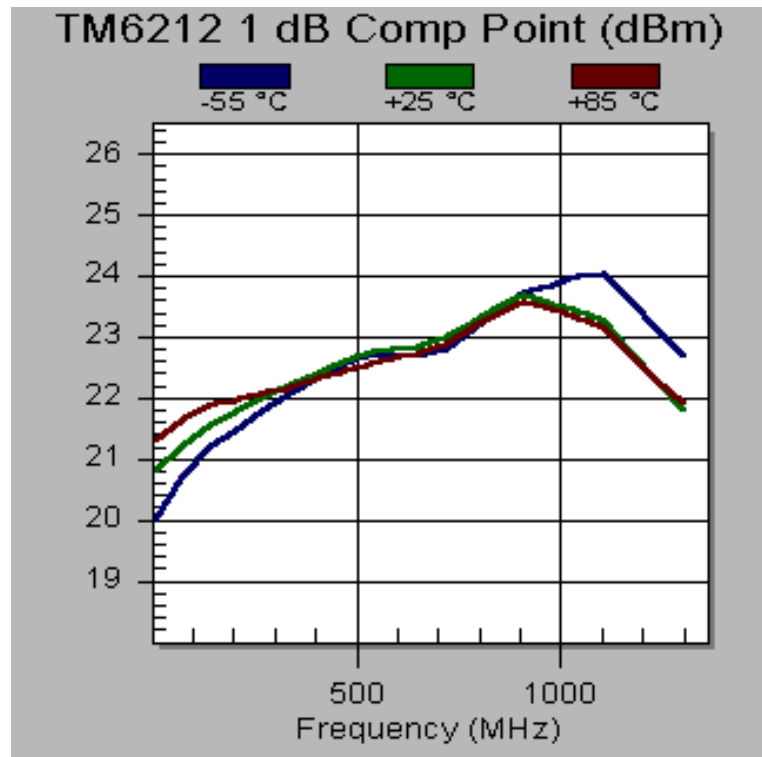
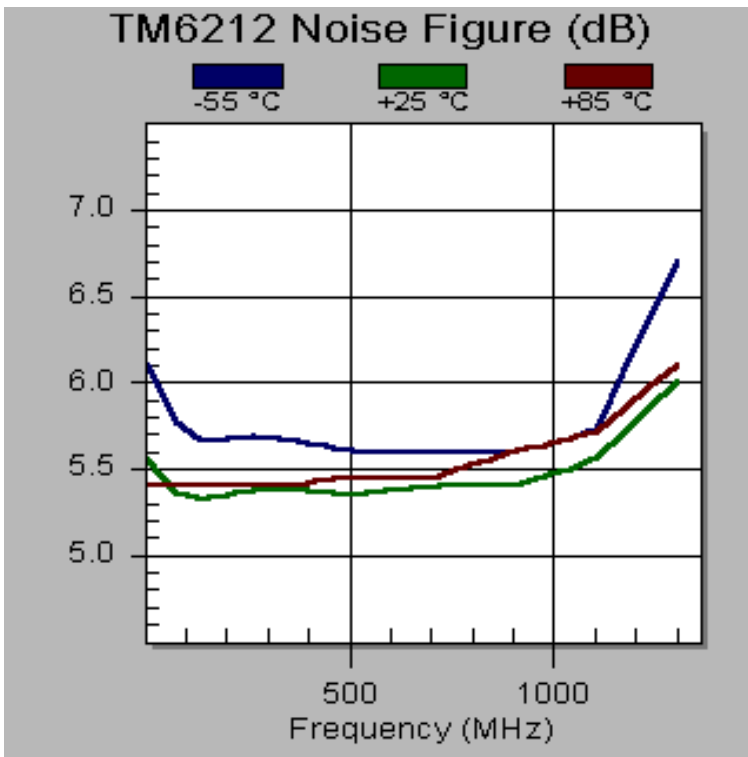


TM6212 Input VSWR



TM6212 Output VSWR





Packaging Options

S-Parameters

Frequency (MHz)	S11		S21		S12		S22	
	Mag	Ang	Mag	Ang	Mag	Ang	Mag	Ang
10	0.253	-142.0	3.10	-169.1	0.1620	14.0	0.260	140.2
100	0.249	-177.8	3.13	161.0	0.1690	1.7	0.191	156.1
300	0.222	172.6	3.08	141.5	0.1020	0.4	0.105	127.2
500	0.196	169.2	3.07	114.2	0.1940	-3.4	0.182	95.7
700	0.197	171.3	3.02	97.2	0.2070	-7.8	0.178	66.3
900	0.195	172.4	2.90	60.9	0.2250	-14.1	0.156	42.5
1100	0.238	157.0	3.01	35.8	0.2420	-22.1	0.131	25.1
1300	0.291	124.7	3.15	5.5	0.2510	-32.6	0.128	21.8

Amplifonix, Inc
 2707 Black Lake Place
 Philadelphia, PA 19154

Phone: (215) 464-4000
 FAX: (215) 464-4001
 E-mail: info@amplifonix.com

Scillasoft Consulting.
Copyright © 1997 Amplifonix, Inc. All rights reserved.
Information in this document is subject to change without notice.