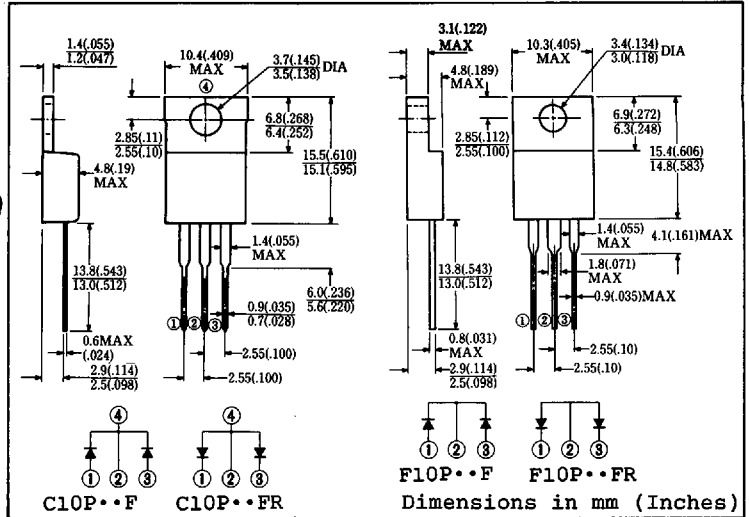


FAST RECOVERY DIODE 11A/300~400V/trr : 45 nsec

C10P30F C10P40F F10P30F F10P40F
C10P30FR C10P40FR F10P30FR F10P40FR

FEATURES

- Similar to TO-220AB Case
- Fully Mold Isolation (F-Type)
- Dual Diodes - Cathode Common and Anode Common (Type - R)
- Ultra - Fast Recovery
- Low Forward Voltage Drop
- High Surge Capability
- 100 Volts thru 600 Volts Types Available



MAXIMUM RATINGS

Voltage Rating	TYPE Symbol	◆C10P30F ◆F10P30F	C10P40F F10P40F	Unit	
		◆C10P30FR ◆F10P30FR	C10P40FR F10P40FR		
Repetitive Peak Reverse Voltage	V_{RRM}	300	400	V	
Non-Repetitive Peak Reverse Voltage	V_{RSM}	330	440	V	
Electrical Rating	Symbol	Condition		Rating	Unit
Average Rectified Output Current	I_O	Full rectangular wave conduction $T_C = 105^\circ\text{C}$		11	A
		Full sinusoidal wave conduction $T_C = 112^\circ\text{C}$		10	
RMS Forward Current	$I_{F(RMS)}$			11	A
Peak One-cycle Forward Surge Current	I_{FSM}	50Hz full sine wave, non-repetitive		80	A
Operating Junction Temperature Range	T_{jw}			-40 to 150	$^\circ\text{C}$
Storage Temperature Range	T_{stg}			-40 to 150	$^\circ\text{C}$
Mounting Torque	F_{tor}	Recommended torque		0.5 (5.1)	N•m (kgf•cm)

ELECTRICAL & THERMAL CHARACTERISTICS

Characteristics	Symbol	Test Condition	Max.	Unit
Peak Forward Voltage	V_{FM}	$I_{FM} = 5\text{A}$ $T_j = 25^\circ\text{C}$ per diode leg	1.25	V
Peak Reverse Current	I_{RM}	$V_{RM} = V_{RRM}$ $T_j = 25^\circ\text{C}$ per diode leg	30	μA
Reverse Recovery Time	t_{rr}	$I_{FM} = 5\text{A}$ $-di/dt = 50\text{A}/\mu\text{s}$ $T_j = 25^\circ\text{C}$	45	ns
Thermal Resistance	$R_{th(j-c)}$	Junction to Case	3	$^\circ\text{C}/\text{W}$
	$R_{th(c-f)}$	Case to Fin for F10P type	1.5	

◆ For spare parts only

6615123 0002255 678

FIG.1-FORWARD VOLTAGE VS. FORWARD CURRENT

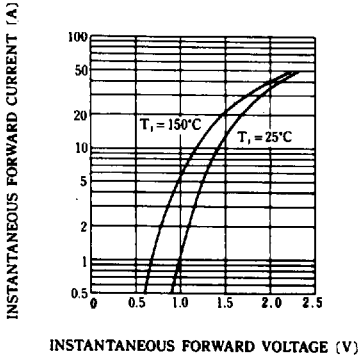


FIG.2-AVERAGE FORWARD POWER DISSIPATION

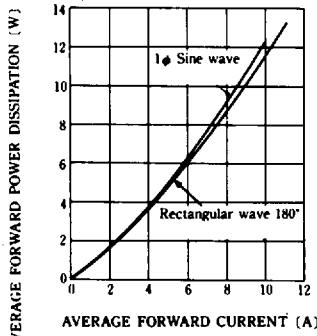


FIG.3-AVERAGE FORWARD CURRENT VS. CASE TEMPERATURE

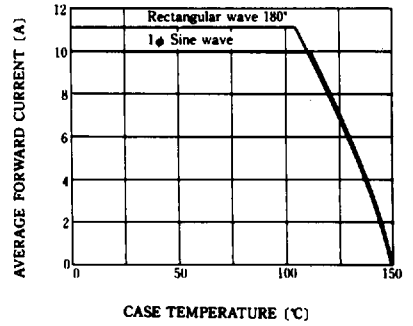
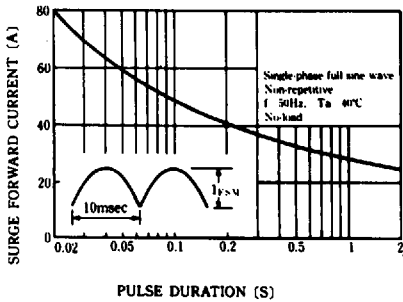


FIG.4-SURGE CURRENT RATINGS



F