

Miniature Low Profile, Shielded Surface Mount Inductors

- Operating Temperature Range -40°C to +125°C
- Ambient Temperature, Maximum 80°C
- Temperature Rise, Maximum 40°C
- Insulation System Class B, 130°C

Specifications @ 25°C

Part Number	Inductance Nominal $\mu\text{H} \pm 20\%$	DC Resistance Ω Max.	Rated Current Amps	Figure	Part Number	Inductance Nominal $\mu\text{H} \pm 20\%$	DC Resistance Ω Max.	Rated Current Amps	Figure
HM66-101R5LF	1.5	0.055	1.55	1	HM66-30180LF	18	0.1660	0.72	2
HM66-102R2LF	2.2	0.072	1.20	1	HM66-30220LF	22	0.2350	0.70	2
HM66-103R3LF	3.3	0.085	1.10	1	HM66-30270LF	27	0.2610	0.58	2
HM66-104R7LF	4.7	0.105	0.90	1	HM66-30330LF	33	0.3780	0.56	2
HM66-106R8LF	6.8	0.170	0.73	1	HM66-30390LF	39	0.3837	0.50	2
HM66-10100LF	10	0.210	0.55	1	HM66-30470LF	47	0.5870	0.48	2
HM66-10150LF	15	0.295	0.45	1	HM66-30560LF	56	0.6245	0.41	2
HM66-10220LF	22	0.430	0.40	1	HM66-30680LF	68	0.6990	0.35	2
HM66-10330LF	33	0.675	0.32	1	HM66-30820LF	82	0.9148	0.32	2
HM66-151R5LF	1.5	0.055	1.55	2	HM66-30101LF	100	1.020	0.29	2
HM66-152R2LF	2.2	0.072	1.20	2	HM66-30121LF	120	1.270	0.27	2
HM66-153R3LF	3.3	0.085	1.10	2	HM66-30151LF	150	1.350	0.24	2
HM66-154R7LF	4.7	0.105	0.90	2	HM66-30181LF	180	1.540	0.22	2
HM66-156R8LF	6.8	0.170	0.73	2	HM66-404R1LF	4.1	0.057	1.95	2
HM66-15100LF	10	0.210	0.55	2	HM66-405R4LF	5.4	0.076	1.60	2
HM66-15150LF	15	0.295	0.45	2	HM66-406R2LF	6.2	0.096	1.40	2
HM66-15220LF	22	0.430	0.40	2	HM66-408R9LF	8.9	0.116	1.25	2
HM66-15330LF	33	0.675	0.32	2	HM66-40100LF	10	0.124	1.20	2
HM66-201R0LF	1.0	0.045	1.72	2	HM66-40120LF	12	0.153	1.10	2
HM66-202R2LF	2.2	0.075	1.32	2	HM66-40150LF	15	0.196	0.97	2
HM66-202R7LF	2.7	0.105	1.28	2	HM66-40180LF	18	0.210	0.85	2
HM66-203R3LF	3.3	0.110	1.04	2	HM66-40220LF	22	0.290	0.80	2
HM66-203R9LF	3.9	0.155	0.88	2	HM66-40270LF	27	0.330	0.75	2
HM66-204R7LF	4.7	0.162	0.84	2	HM66-40330LF	33	0.386	0.65	2
HM66-205R6LF	5.6	0.170	0.80	2	HM66-40390LF	39	0.520	0.57	2
HM66-206R8LF	6.8	0.200	0.76	2	HM66-40470LF	47	0.595	0.54	2
HM66-208R2LF	8.2	0.245	0.68	2	HM66-40560LF	56	0.665	0.50	2
HM66-20100LF	10	0.200	0.61	2	HM66-40680LF	68	0.840	0.43	2
HM66-20120LF	12	0.210	0.56	2	HM66-40820LF	82	0.978	0.41	2
HM66-20150LF	15	0.240	0.50	2	HM66-40101LF	100	1.200	0.36	2
HM66-20180LF	18	0.338	0.48	2	HM66-502R5LF	2.5	0.018	2.60	2
HM66-20220LF	22	0.397	0.41	2	HM66-503R0LF	3.0	0.024	2.40	2
HM66-20270LF	27	0.441	0.35	2	HM66-504R2LF	4.2	0.031	2.20	2
HM66-20330LF	33	0.694	0.32	2	HM66-505R3LF	5.3	0.038	1.90	2
HM66-20390LF	39	0.709	0.30	2	HM66-506R2LF	6.2	0.045	1.80	2
HM66-301R2LF	1.2	0.0236	2.56	2	HM66-508R2LF	8.2	0.053	1.60	2
HM66-301R8LF	1.8	0.0275	2.20	2	HM66-50100LF	10	0.065	1.30	2
HM66-302R2LF	2.2	0.0313	2.04	2	HM66-50120LF	12	0.076	1.20	2
HM66-302R7LF	2.7	0.0433	1.60	2	HM66-50150LF	15	0.103	1.10	2
HM66-303R3LF	3.3	0.0492	1.57	2	HM66-50180LF	18	0.110	1.00	2
HM66-303R9LF	3.9	0.0648	1.44	2	HM66-50220LF	22	0.122	0.90	2
HM66-304R7LF	4.7	0.0720	1.32	2	HM66-50270LF	27	0.175	0.85	2
HM66-305R6LF	5.6	0.1009	1.17	2	HM66-50330LF	33	0.189	0.75	2
HM66-306R8LF	6.8	0.1089	1.12	2	HM66-50390LF	39	0.212	0.70	2
HM66-308R2LF	8.2	0.1175	1.04	2	HM66-50470LF	47	0.260	0.62	2
HM66-30100LF	10	0.1283	1.00	2	HM66-50560LF	56	0.305	0.58	2
HM66-30120LF	12	0.1316	0.84	2	HM66-50680LF	68	0.355	0.52	2
HM66-30150LF	15	0.1490	0.76	2	HM66-50820LF	82	0.463	0.46	2

Specifications @ 25 °C (Cont'd)

Part Number	Inductance Nominal μH ±20%	DC Resistance Ω Max.	Rated Current Amps	Figure	Part Number	Inductance Nominal μH ±20%	DC Resistance Ω Max.	Rated Current Amps	Figure
HM66-50101LF	100	0.520	0.42	2	HM66-70180LF	18	0.092	1.50	2
HM66-603R0LF	3.0	0.024	3.00	2	HM66-70220LF	22	0.096	1.30	2
HM66-603R9LF	3.9	0.027	2.60	2	HM66-70270LF	27	0.109	1.20	2
HM66-605R0LF	5.0	0.031	2.40	2	HM66-70330LF	33	0.124	1.10	2
HM66-606R0LF	6.0	0.035	2.25	2	HM66-70390LF	39	0.138	1.00	2
HM66-607R3LF	7.3	0.054	2.10	2	HM66-70470LF	47	0.155	0.95	2
HM66-608R6LF	8.6	0.058	1.85	2	HM66-70560LF	56	0.202	0.85	2
HM66-60100LF	10	0.065	1.70	2	HM66-70680LF	68	0.234	0.75	2
HM66-60120LF	12	0.070	1.55	2	HM66-70820LF	82	0.324	0.70	2
HM66-60150LF	15	0.084	1.40	2	HM66-70101LF	100	0.358	0.65	2
HM66-60180LF	18	0.095	1.32	2	HM66-70221LF	220	0.820	0.45	2
HM66-60220LF	22	0.128	1.20	2	HM66-801R5LF	1.5	0.0081	10.0	3
HM66-60270LF	27	0.142	1.05	2	HM66-802R5LF	2.5 ± 30%	0.0105	7.50	3
HM66-60330LF	33	0.165	0.97	2	HM66-803R8LF	3.8	0.013	6.00	3
HM66-60390LF	39	0.210	0.86	2	HM66-805R2LF	5.2	0.022	5.50	3
HM66-60470LF	47	0.238	0.80	2	HM66-807R0LF	7	0.027	4.80	3
HM66-60560LF	56	0.277	0.73	2	HM66-80100LF	10	0.035	4.40	3
HM66-60680LF	68	0.304	0.65	2	HM66-80150LF	15	0.050	3.60	3
HM66-60820LF	82	0.390	0.60	2	HM66-80220LF	22	0.073	2.90	3
HM66-60101LF	100	0.535	0.54	2	HM66-80330LF	33	0.093	2.30	3
HM66-703R3LF	3.3	0.020	3.50	2	HM66-80470LF	47	0.128	2.10	3
HM66-705R0LF	5.0	0.024	2.90	2	HM66-80680LF	68	0.213	1.50	3
HM66-706R2LF	6.2	0.027	2.50	2	HM66-80101LF	100	0.304	1.35	3
HM66-707R4LF	7.4	0.031	2.30	2	HM66-80151LF	150	0.506	1.15	3
HM66-708R7LF	8.7	0.034	2.20	2	HM66-80221LF	220	0.756	0.92	3
HM66-70100LF	10	0.038	2.00	2	HM66-80331LF	330	1.090	0.70	3
HM66-70120LF	12	0.053	1.70	2	HM66-80561LF	560	1.696	0.43	3
HM66-70150LF	15	0.057	1.60	2	HM66-80102LF	1000	2.853	0.33	3

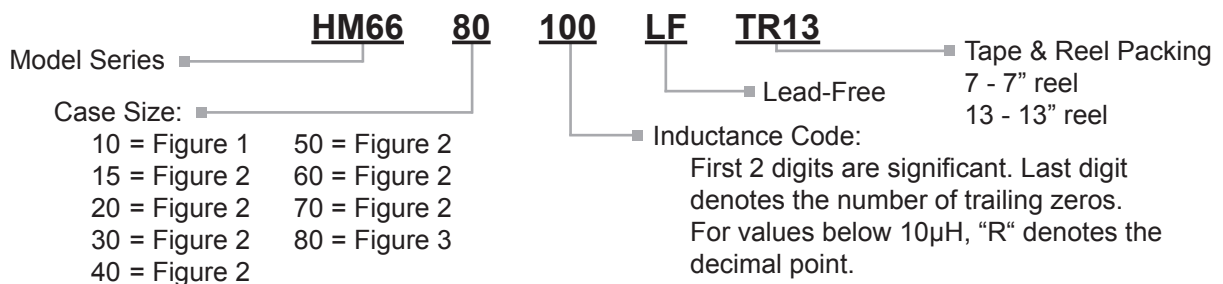
Comments: Test conditions for case sizes 10, 15, 20, 30, 80 = 100 kHz, 0.1 V without DC current. Test conditions for case sizes 40, 50, 60, 70 = 10 kHz, 0.1 V without DC current. Rated DC current is the approximate current at which inductance will be decreased by 35% from its initial (zero DC) value or the DC current at which ΔT = 40°C, whichever is lower.

Packaging

Standard: Embossed Tape & Reel

Reel:	Diameter:	Case size 10, 15	=	7" (177.8mm)
		All other case sizes	=	13" (330.2mm)
	Capacity:	Case size 20	=	3,000 Units
		Case size 30, 40, 50	=	2,000 Units
		Case size 60	=	1,500 Units
		Case size 10, 15, 70	=	1,000 Units
		Case size 80	=	800 Units

Ordering Information



Outline Dimensions (Inch/mm)

Figure 1

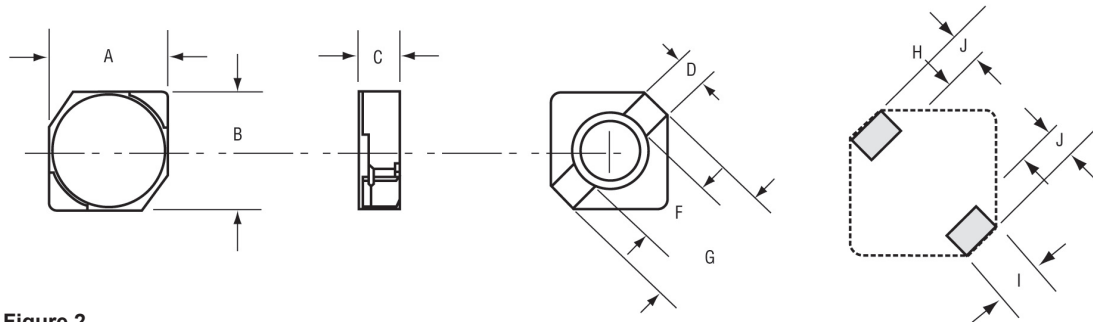


Figure 2

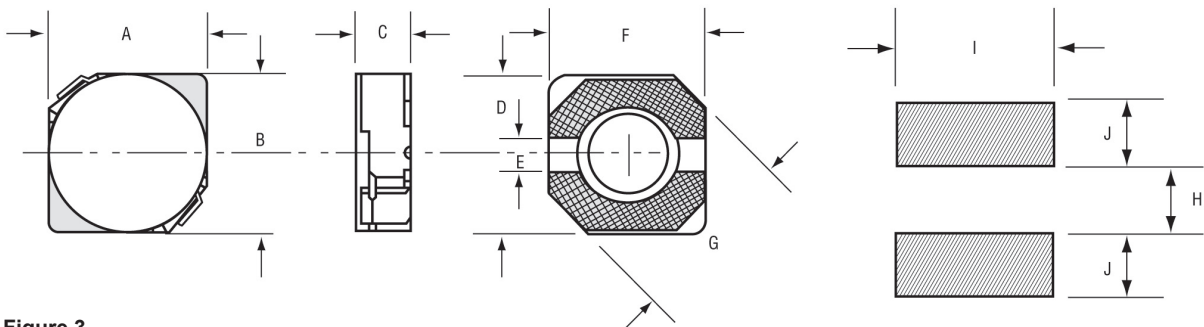
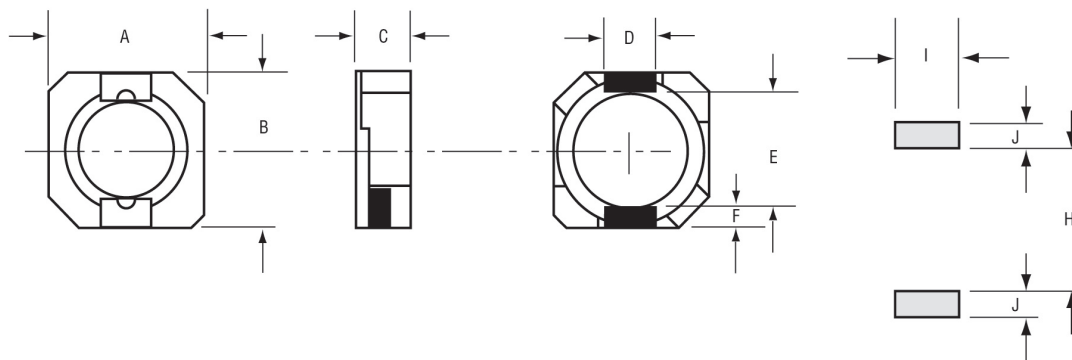


Figure 3



Case Size	Figure	A	B	C Max.	D	E	F	G Max.	H	I	J
10	1	$.150 \pm .02$	$.150 \pm .02$	$.071$	$.045 \pm .01$	—	$.110 \pm .004$	205	$.095$	$.061$	$.055$
		3.8 ± 0.5	3.8 ± 0.5	1.8	1.15 ± 0.25		2.8 ± 0.1	5.2	2.4	1.55	1.4
15	2	$.150 \pm .012$	$.150 \pm .012$	$.073$	$.150 \pm .012$	$.043 \pm .006$	$.150 \pm .012$.217	$.043$	$.177$	$.067$
		3.8 ± 0.3	3.8 ± 0.3	1.85	3.8 ± 0.3	1.1 ± 0.15	3.8 ± 0.3	5.5	1.1	4.5	1.7
20	2	$.185 \pm .02$	$.185 \pm .02$	$.083$	$.177 \pm .012$	$.059 \pm .006$	$.177 \pm .012$.272	$.059$	$.209$	$.075$
		4.7 ± 0.5	4.7 ± 0.5	2.1	4.5 ± 0.3	1.5 ± 0.15	4.5 ± 0.3	6.9	1.5	5.3	1.9
30	2	$.185 \pm .02$	$.185 \pm .02$	$.119$	$.177 \pm .012$	$.059 \pm .006$	$.177 \pm .012$.272	$.059$	$.209$	$.075$
		4.7 ± 0.5	4.7 ± 0.5	3.0	4.5 ± 0.3	1.5 ± 0.15	4.5 ± 0.3	6.9	1.5	5.3	1.9
40	2	$.225 \pm .02$	$.225 \pm .02$	$.079$	$.217 \pm .012$	$.079 \pm .006$	$.217 \pm .012$.323	$.079$	$.248$	$.085$
		5.7 ± 0.5	5.7 ± 0.5	2.0	5.5 ± 0.3	2.0 ± 0.15	5.5 ± 0.3	8.2	2.0	6.3	2.15
50	2	$.225 \pm .02$	$.225 \pm .02$	$.119$	$.217 \pm .012$	$.079 \pm .006$	$.217 \pm .012$.323	$.079$	$.248$	$.085$
		5.7 ± 0.5	5.7 ± 0.5	3.0	5.5 ± 0.3	2.0 ± 0.15	5.5 ± 0.3	8.2	2.0	6.3	2.15
60	2	$.264 \pm .02$	$.264 \pm .02$	$.119$	$.256 \pm .012$	$.079 \pm .006$	$.256 \pm .012$.375	$.079$	$.288$	$.105$
		6.7 ± 0.5	6.7 ± 0.5	3.0	6.5 ± 0.3	2.0 ± 0.15	6.5 ± 0.3	9.5	2.0	7.3	2.65
70	2	$.264 \pm .02$	$.264 \pm .02$	$.158$	$.256 \pm .012$	$.079 \pm .006$	$.256 \pm .012$.375	$.079$	$.288$	$.105$
		6.7 ± 0.5	6.7 ± 0.5	4.0	6.5 ± 0.3	2.0 ± 0.15	6.5 ± 0.3	9.5	2.0	7.3	2.65
80	3	$.394 \pm .02$	$.402 \pm .02$	$.158$	$.118 \pm .004$	$.303 \pm .012$	$.047 \pm .006$	—	$.288$	$.126$	$.067$
		10.0 ± 0.5	10.2 ± 0.5	4.0	3.0 ± 0.1	7.7 ± 0.3	1.2 ± 0.15		7.3	3.2	1.7