

**TURBO 2 ULTRAFAST HIGH VOLTAGE RECTIFIER**
**Table 1: Main Product Characteristics**

$I_{F(AV)}$	<b>1 A</b>
$V_{RRM}$	<b>600 V</b>
$I_R$ (max)	<b>75 <math>\mu</math>A</b>
$T_j$	<b>175°C</b>
$V_F$ (typ)	<b>1.0 V</b>
$t_{rr}$ (max)	<b>25 ns</b>

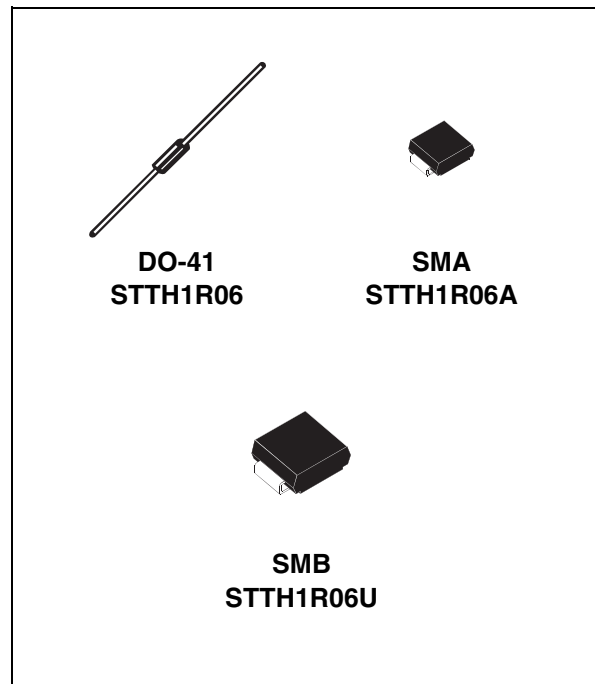
**FEATURES AND BENEFITS**

- Ultrafast switching
- Low reverse recovery current
- Low thermal resistance
- Reduces switching & conduction losses

**DESCRIPTION**

The STTH1R06, which is using ST Turbo 2 600V technology, is specially suited as boost diode in power factor correction circuitry.

The device is also intended for use as a free wheeling diode in power supplies and other power switching applications.


**Table 2: Order Codes**

Part Number	Marking
STTH1R06	STTH1R06
STTH1R06RL	STTH1R06

Part Number	Marking
STTH1R06A	HR6
STTH1R06U	BR6

**Table 3: Absolute Ratings (limiting values)**

Symbol	Parameter		Value	Unit	
$V_{RRM}$	Repetitive peak reverse voltage		600	V	
$I_{F(RMS)}$	RMS forward current	DO-41	10	A	
		SMA / SMB	7		
$I_{F(AV)}$	Average forward current	DO-41	1	A	
		SMA			$T_c = 100^\circ\text{C} \quad \delta = 0.5$
		SMB			$T_c = 125^\circ\text{C} \quad \delta = 0.5$
$I_{FSM}$	Surge non repetitive forward current	DO-41	25	A	
		SMA / SMB			$t_p = 10\text{ms sinusoidal}$
$T_{stg}$	Storage temperature range		-65 to + 175	°C	
$T_j$	Maximum operating junction temperature		175	°C	

**Table 4: Thermal Resistance**

Symbol	Parameter			Value (max).	Unit
$R_{th(j-l)}$	Junction to lead	L = 10mm	DO-41	45	°C/W
			SMA	30	
			SMB	25	
$R_{th(j-a)}$	Junction to ambient (1)	L = 10mm	DO-41	70	°C/W

**Note 1:**  $R_{th(j-a)}$  is measured with a copper area  $S = Scm^2$  (see figure12).

**Table 5: Static Electrical Characteristics**

Symbol	Parameter	Test conditions		Min.	Typ	Max.	Unit
$I_R$	Reverse leakage current	$T_j = 25^\circ C$	$V_R = V_{RRM}$			1	$\mu A$
		$T_j = 150^\circ C$			10	75	
$V_F$	Forward voltage drop	$T_j = 25^\circ C$	$I_F = 1A$			1.7	V
		$T_j = 150^\circ C$			1.0	1.25	

To evaluate the conduction losses use the following equation:  $P = 1.03 \times I_{F(AV)} + 0.27 I_F^2(RMS)$

**Table 6: Dynamic Characteristics**

Symbol	Parameter	Test conditions		Min.	Typ	Max.	Unit
$t_{rr}$	Reverse recovery time	$T_j = 25^\circ C$	$I_F = 0.5A$ $I_{rr} = 0.25A$ $I_R = 1A$			25	ns
			$I_F = 1A$ $di_F/dt = -50 A/\mu s$ $V_R = 30V$		30	45	
$t_{fr}$	Forward recovery time	$T_j = 25^\circ C$	$I_F = 1A$ $di_F/dt = 100 A/\mu s$ $V_{FR} = 1.1 \times V_{Fmax}$			100	ns
$V_{FP}$	Forward recovery voltage	$T_j = 25^\circ C$	$I_F = 1A$ $di_F/dt = 100 A/\mu s$ $V_{FR} = 1.1 \times V_{Fmax}$			10	V

Figure 1: Conduction losses versus average forward current

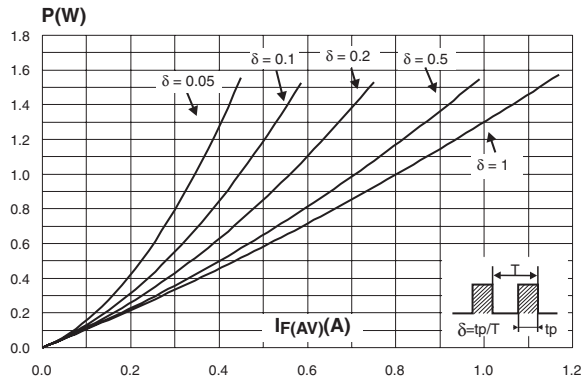


Figure 2: Forward voltage drop versus forward current

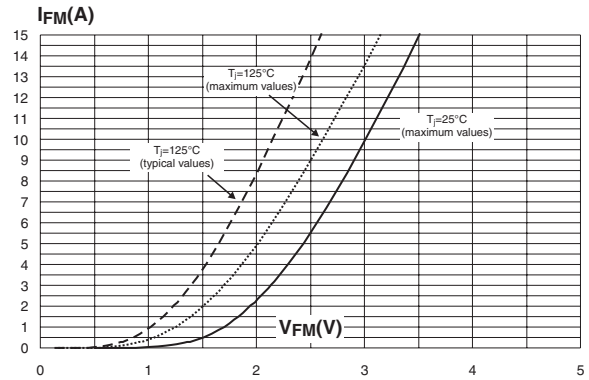


Figure 3: Relative variation of thermal impedance junction to case versus pulse duration (DO-41)

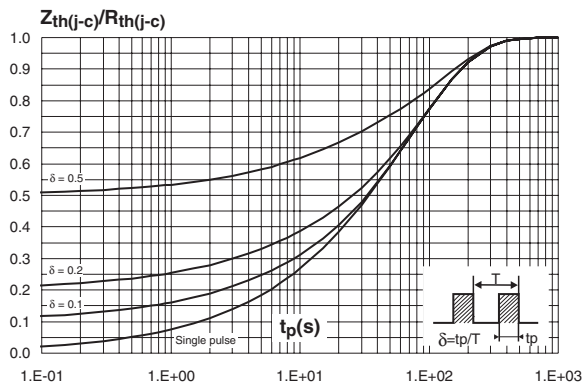


Figure 4: Relative variation of thermal impedance junction to case versus pulse duration (SMA)

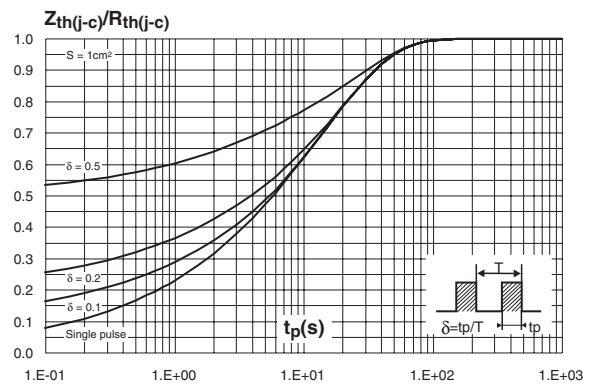


Figure 5: Relative variation of thermal impedance junction to case versus pulse duration (SMB)

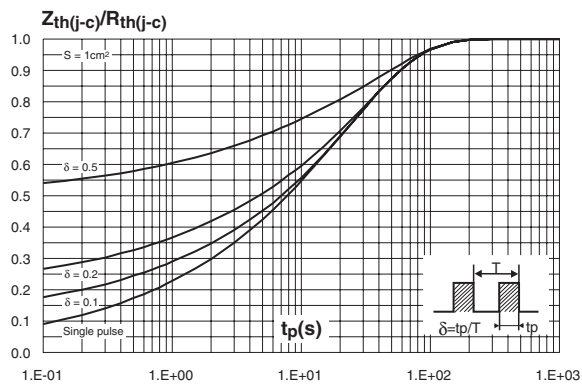


Figure 6: Peak reverse recovery current versus di\_F/dt (typical values)

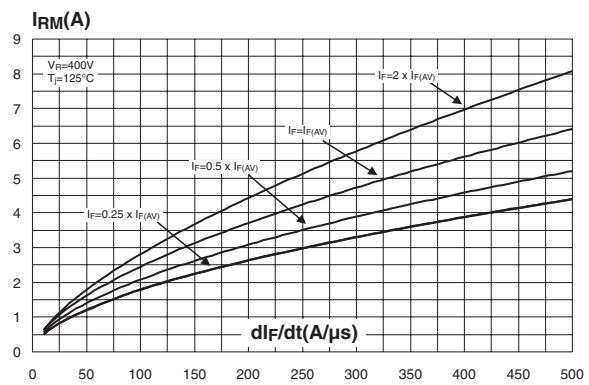


Figure 7: Reverse recovery time versus  $di_F/dt$  (typical values)

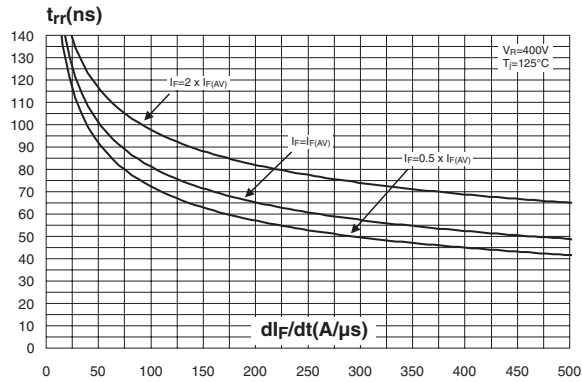


Figure 8: Reverse recovery charges versus  $di_F/dt$  (typical values)

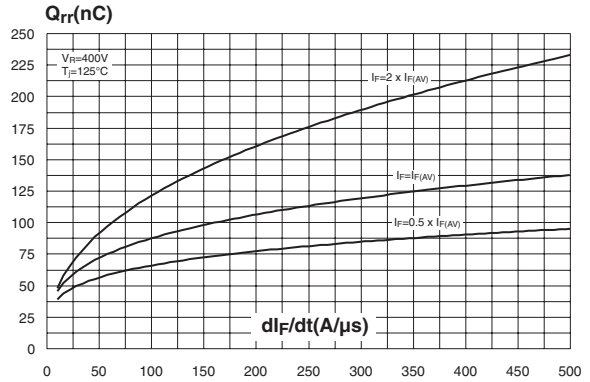


Figure 9: Reverse recovery softness factor versus  $di_F/dt$  (typical values)

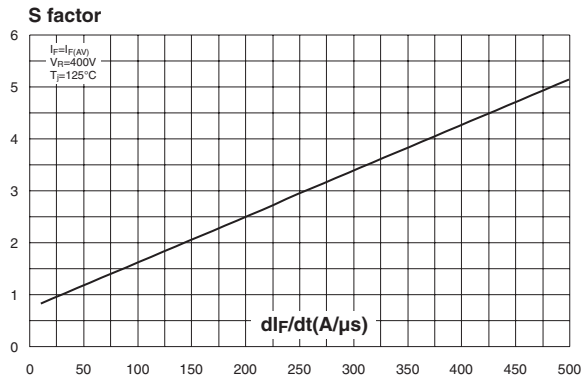


Figure 10: Relative variations of dynamic parameters versus junction temperature

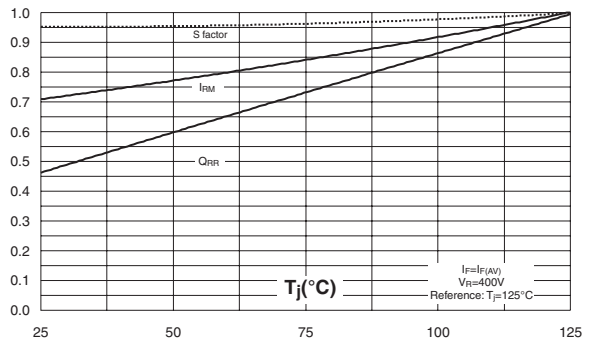


Figure 11: Transient peak forward voltage versus  $di_F/dt$  (typical values)

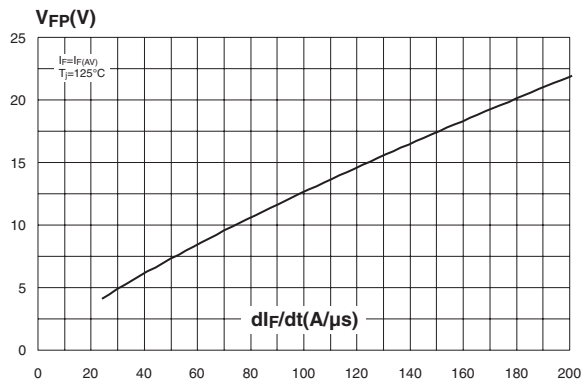
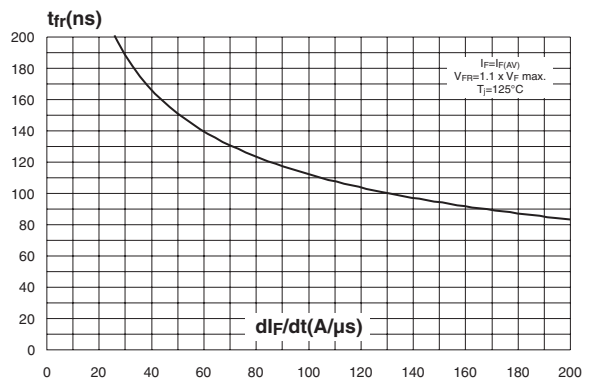
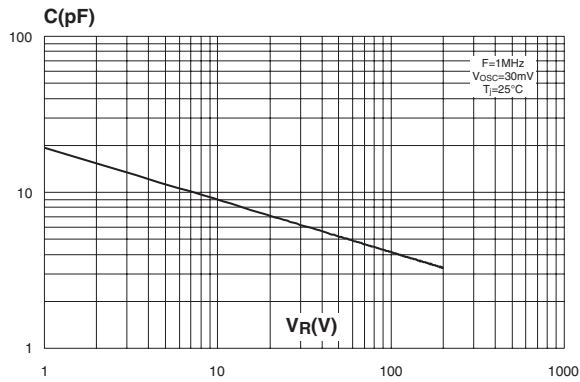


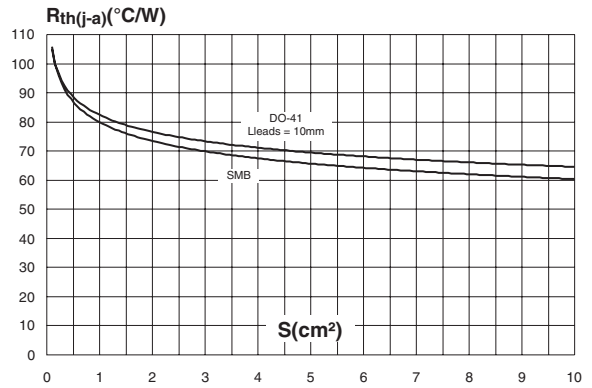
Figure 12: Forward recovery time versus  $di_F/dt$  (typical values)



**Figure 13: Junction capacitance versus reverse voltage applied (typical values)**



**Figure 14: Thermal resistance junction to ambient versus copper surface under each lead (epoxy FR4,  $e_{Cu}=35\mu\text{m}$ ) (DO-41, SMB)**



**Figure 15: Thermal resistance junction to ambient versus copper surface under each lead (epoxy FR4,  $e_{Cu}=35\mu\text{m}$ ) (SMA)**

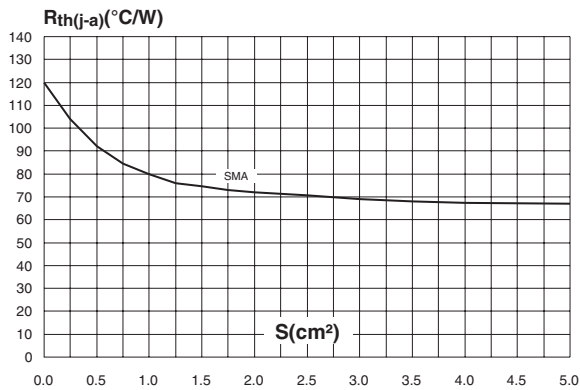


Figure 16: SMA Package Mechanical Data

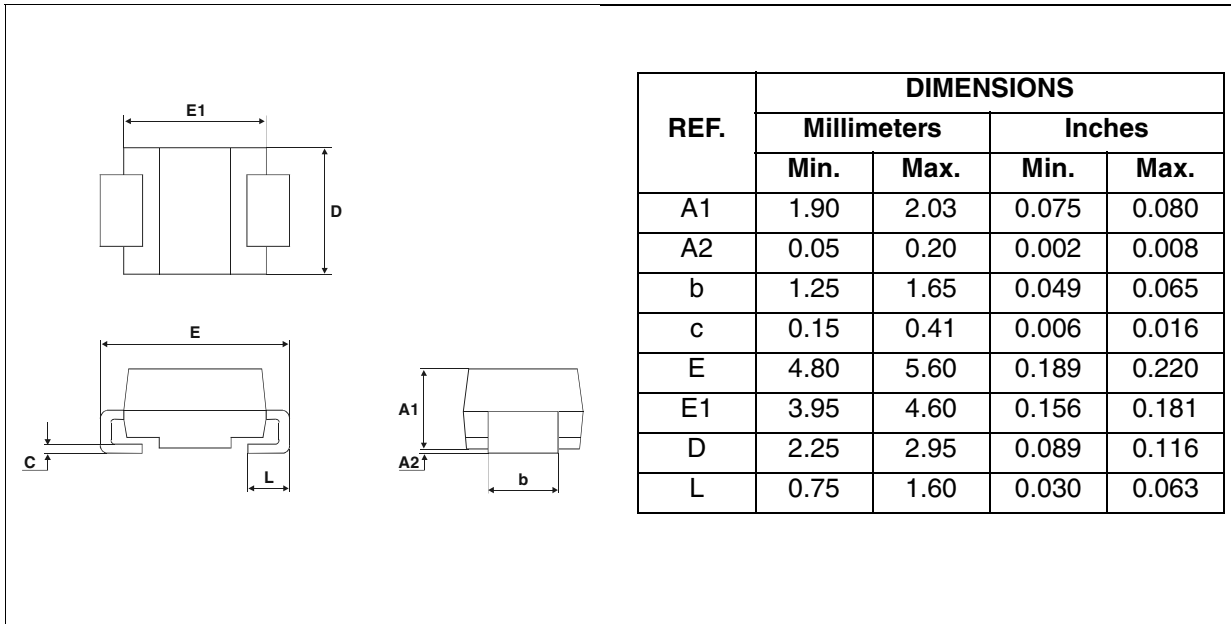


Figure 17: SMA Foot Print Dimensions (in millimeters)

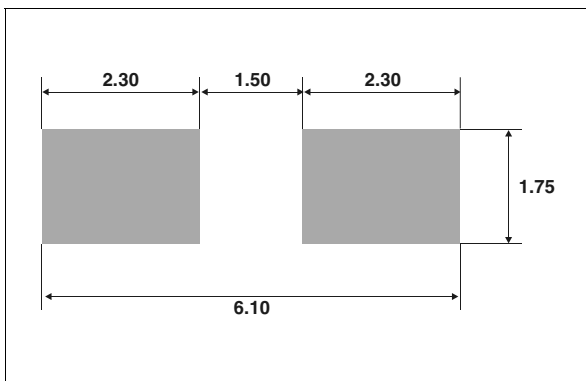


Figure 18: SMB Package Mechanical Data

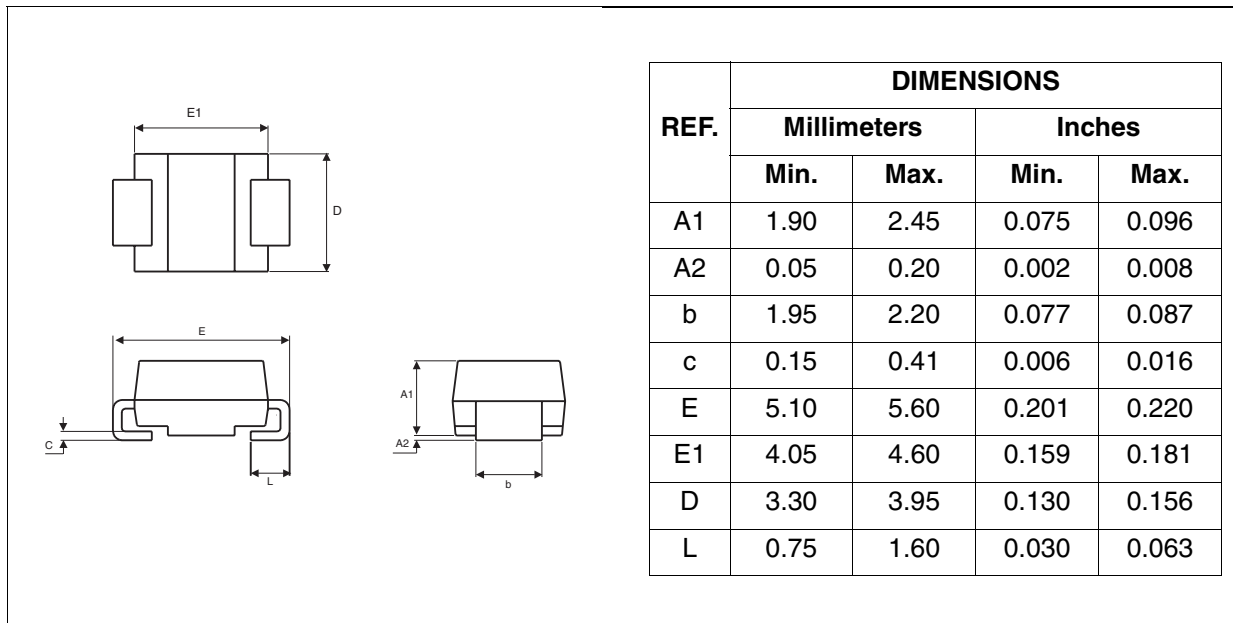
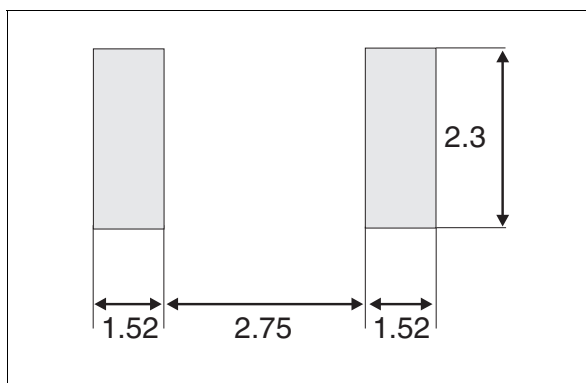
Figure 19: SMB Foot Print Dimensions  
(in millimeters)

Figure 20: DO-41 Package Mechanical Data

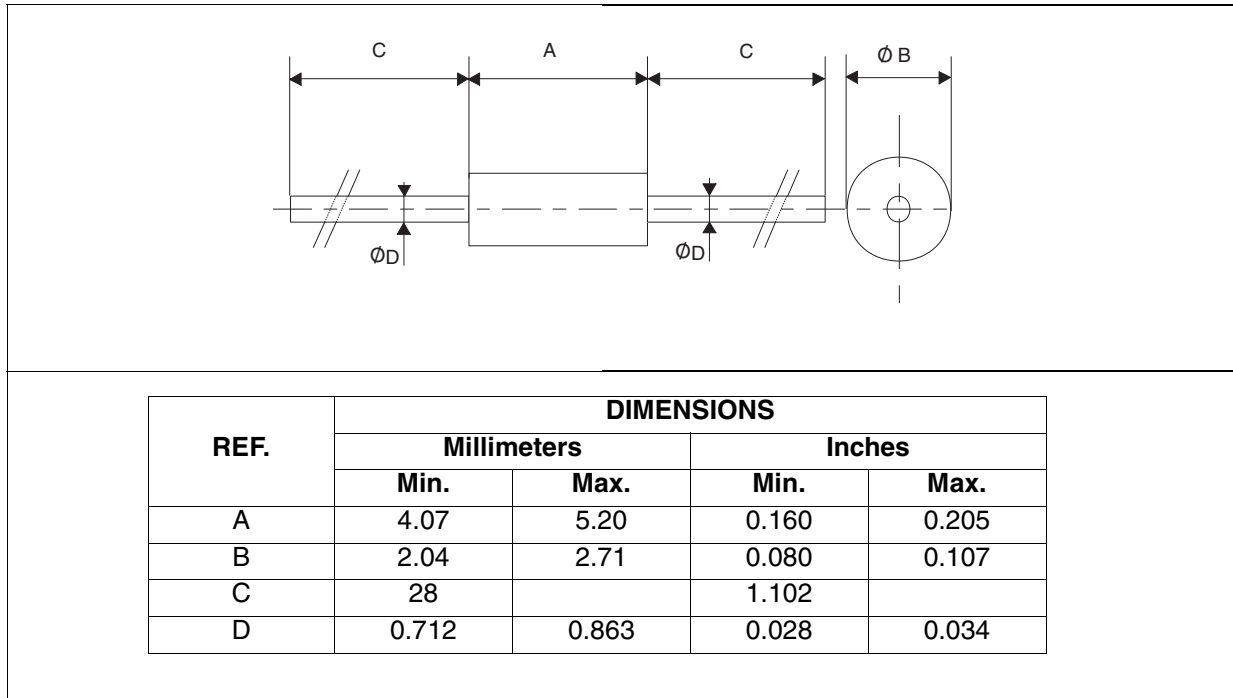


Table 7: Ordering Information

Ordering type	Marking	Package	Weight	Base qty	Delivery mode
STTH1R06	STTH1R06	DO-41	0.34 g	2000	Ammopack
STTH1R06RL	STTH1R06	DO-41	0.34 g	5000	Tape & reel
STTH1R06A	AR6	SMA	0.068 g	5000	Tape & reel
STTH1R06B	BR6	SMB	0.11 g	2500	Tape & reel

- Epoxy meets UL94, V0

Table 8: Revision History

Date	Revision	Description of Changes
Apr-2003	1	First issue
07-Sep-2004	2	DO-41 and SMA packages added
24-Feb-2005	3	SMA package dimensions update. Reference A1 max. changed from 2.70mm (0.106inc.) to 2.03mm (0.080).



Information furnished is believed to be accurate and reliable. However, STMicroelectronics assumes no responsibility for the consequences of use of such information nor for any infringement of patents or other rights of third parties which may result from its use. No license is granted by implication or otherwise under any patent or patent rights of STMicroelectronics. Specifications mentioned in this publication are subject to change without notice. This publication supersedes and replaces all information previously supplied. STMicroelectronics products are not authorized for use as critical components in life support devices or systems without express written approval of STMicroelectronics.

The ST logo is a registered trademark of STMicroelectronics.  
All other names are the property of their respective owners

© 2005 STMicroelectronics - All rights reserved

**STMicroelectronics group of companies**

Australia - Belgium - Brazil - Canada - China - Czech Republic - Finland - France - Germany - Hong Kong - India - Israel - Italy - Japan -  
Malaysia - Malta - Morocco - Singapore - Spain - Sweden - Switzerland - United Kingdom - United States of America  
[www.st.com](http://www.st.com)

