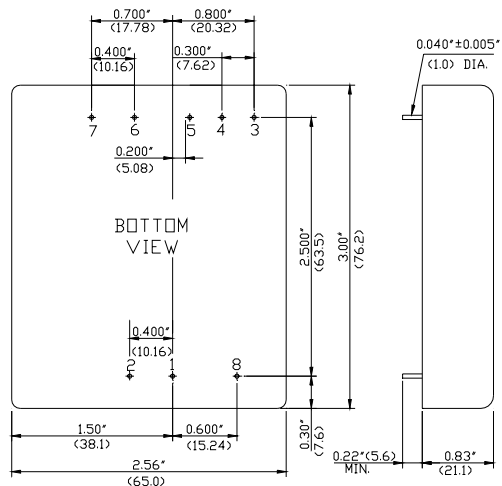


MODEL NUMBER	INPUT VOLTAGE	OUTPUT VOLTAGE	OUTPUT CURRENT	INPUT CURRENT		% EFF	CASE
				NO LOAD	FULL LOAD		
UM2401	24VDC	5 VDC	5000 mA	25 mA	1360 mA	76	E
UM2402		12 VDC	2500 mA	30 mA	1600 mA	78	
UM2403		15 VDC	2000 mA	30 mA	1580 mA	79	
UM2404		± 12 VDC	± 1250 mA	30 mA	1560 mA	80	
UM2405		± 15 VDC	± 1000 mA	30 mA	1560 mA	80	
UM2406		+5/±12 VDC	3000/±450 mA	50 mA	1400 mA	77	
UM2407		+5/±15 VDC	3000/±350 mA	50 mA	1380 mA	77	
UM2411	48VDC	5 VDC	5000 mA	20 mA	680 mA	77	E
UM2412		12 VDC	2500 mA	20 mA	780 mA	80	
UM2413		15 VDC	2000 mA	20 mA	780 mA	80	
UM2414		± 12 VDC	± 1250 mA	20 mA	760 mA	82	
UM2415		± 15 VDC	± 1000 mA	20 mA	760 mA	82	
UM2416		+5/±12 VDC	3000/±450 mA	40 mA	700 mA	77	
UM2417		+5/±15 VDC	3000/±350 mA	40 mA	680 mA	78	

CASE E



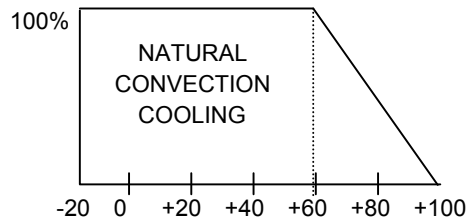
All dimensions in inches (mm).
Tolerance .xx = ±0.04"
.xxx = ±0.010"

OUTPUT	VOLATGE	Amperes		
		Min. ²	Nom.	Max.
1	+5	0.500	3.0	3.5
2&3	+12 or -12	0.100	0.450	0.700
2&3	+12 or -15	0.100	0.350	0.700

NOTES:

- Maximum total power from all outputs is limited to 30 watts but no output should be allowed to exceed its maximum current.
- Minimum current on each output required to maintain specified regulation.
- If remotes sensing is utilized, output sense pins must be jumpered to respective output power pins, for normal operation connect pin No.3 to pin No.6 and pin No.5 to pin No.7.

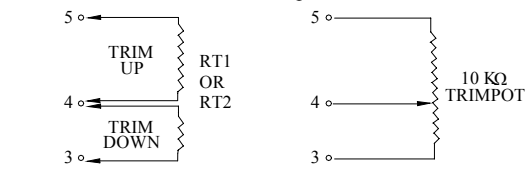
Operating Limit and Output Power Range



Maximum case temperature under any operating condition must not be exceeded 105°C

EXTERNAL OUTPUT TRIMMING

Output may optionally be externally trimmed (±10%) with a fixed resistor or an external trimpot as shown.



Pin Connections

Pin	Single ³	Dual	Triple
1	+Input	+Input	+Input
2	-Input	-Input	-Input
3	+Sense	+Output	+12V, 15V
4	Output Trim	Common	Common
5	-Sense	-Output	-12V, 15V
6	+Output	No Pin	+5V
7	-Output	No Pin	+5V Com
8	Remote On/Off Control		



**UNIVERSAL
MICROELECTRONICS**

3,27TH RD., TAICHUNG INDUSTRIAL PARK,
TAICHUNG, TAIWAN, R.O.C.
TEL: 886-4-23590096 FAX: 886-4-23590129