

**Header Assemblies—Shrouded Polarized/Latching, Single Row,
.100 [2.54] Centerlines**

**.025² [0.64²]
Straight Post
(with or without
Hold Down)**

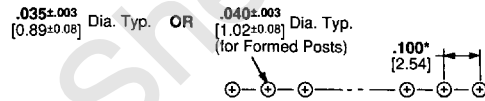
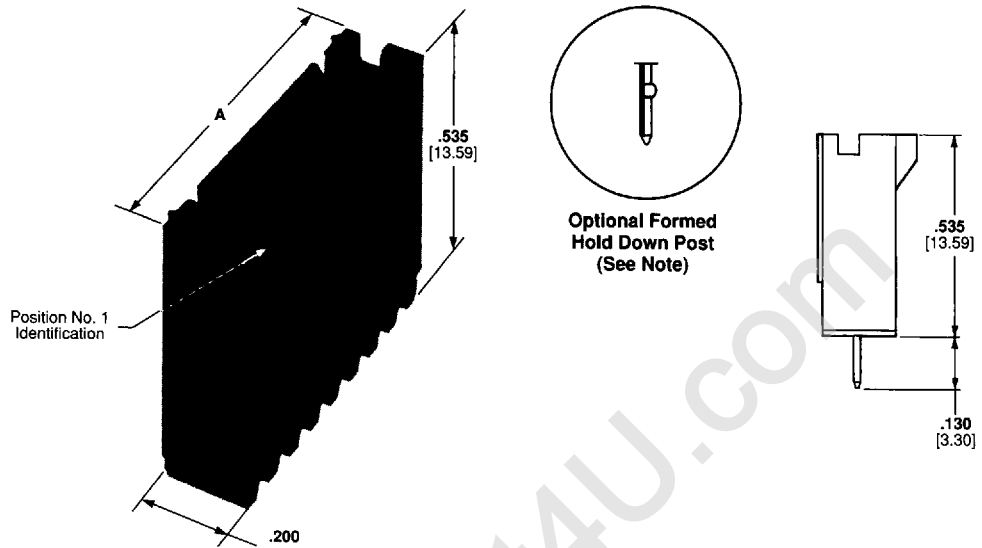
Material:

Housing—Black thermoplastic, flame retardant

Posts—Copper alloy, plating (see chart, pg. 50)

Related Product Data:

Mateable Connectors—
pages 34 and 35



*Post centerline tolerance is ±.003 [±0.08]; tolerances not to accumulate within one connector pattern.

Note: Formed posts in "Hold Down" versions only. Formed posts are provided in a minimum of two locations per header assembly.

.100 [2.54] Centerline Products
Header Assemblies, Shrouded, Polarized/Latching, Single Row, Straight Posted

Header Assemblies—Shrouded Polarized/Latching, Single Row, .100 [2.54] Centerlines (Continued)

.0252 [0.642] Straight Post (with or without Hold Down) (Continued)

No. of Pos.	Dimension A	Unit Package Order Quantities	Header Assembly With Hold Down			Header Assembly Without Hold Down		
			Tin Plating ¹	Duplex Plating ²	Duplex Plating ³	Tin Plating ¹	Duplex Plating ²	Duplex Plating ³
2	.300 7.62	284	103669-1	103670-1	103908-1	103639-1	103638-1	103735-1
3	.400 10.16	212	103669-2	103670-2	103908-2	103639-2	103638-2	103735-2
4	.500 12.70	172	103669-3	103670-3	103908-3	103639-3	103638-3	103735-3
5	.600 15.24	140	103669-4	103670-4	103908-4	103639-4	103638-4	103735-4
6	.700 17.78	120	103669-5	103670-5	103908-5	103639-5	103638-5	103735-5
7	.800 20.32	104	103669-6	103670-6	103908-6	103639-6	103638-6	103735-6
8	.900 22.86	92	103669-7	103670-7	103908-7	103639-7	103638-7	103735-7
9	1.000 25.40	84	103669-8	103670-8	103908-8	103639-8	103638-8	103735-8
10	1.100 27.94	76	103669-9	103670-9	103908-9	103639-9	103638-9	103735-9
11	1.200 30.48	68	1-103669-0	1-103670-0	1-103908-0	1-103639-0	1-103638-0	1-103735-0
12	1.300 33.02	64	1-103669-1	1-103670-1	1-103908-1	1-103639-1	1-103638-1	1-103735-1
13	1.400 35.56	60	1-103669-2	1-103670-2	—	1-103639-2	1-103638-2	—
14	1.500 38.10	56	1-103669-3	1-103670-3	1-103908-3	1-103639-3	1-103638-3	1-103735-3
15	1.600 40.64	52	1-103669-4	1-103670-4	1-103908-4	1-103639-4	1-103638-4	—
16	1.700 43.18	48	—	1-103670-5	1-103908-5	1-103639-5	1-103638-5	—
17	1.800 45.72	44	1-103669-6	1-103670-6	1-103908-6	—	—	1-103735-6
18	1.900 48.26	44	—	1-103670-7	—	—	1-103638-7	—
19	2.000 50.80	40	—	—	—	1-103639-8	1-103638-8	—
20	2.100 53.34	40	—	1-103670-9	1-103908-9	1-103639-9	1-103638-9	—
21	2.200 55.88	36	—	—	—	—	—	—
22	2.300 58.42	36	—	2-103670-1	—	—	2-103638-1	—
23	2.400 60.96	32	—	—	—	—	—	—
24	2.500 63.50	32	—	2-103670-3	—	—	2-103638-3	—
25	2.600 66.04	32	—	2-103670-4	—	—	2-103638-4	—

1.000100 [0.00254] tin-lead over .000050 [0.00127] nickel on entire contact.

2.000015 [0.00038] gold on mating area, .000050 [0.00127] min. tin-lead on termination area, with entire contact underplated .000050 [0.00127] nickel.

3.000030 [0.00076] gold on mating area, .000050 [0.00127] min. tin-lead on termination area, with entire contact underplated .000050 [0.00127] nickel.



Note: Use Keying Tool No. 91417-1 to remove post for keying.

.100 [2.54] Centerline Products
Header Assemblies, Shrouded, Polarized/Latching, Single Row, Straight Posted


Standard and Low Profile Headers—Shrouded

Product Facts

- Available in several styles—right-angle with three- and four-sided pin protection, and straight post with pin protection and mounting ears
- Can be used for feed-to and feed-thru applications
- Housings are black thermoplastic, flame retardant 94V-0 rated
- Contacts are copper alloy
- Available in gold duplex, gold over nickel and tin-lead over nickel platings
- Headers with .066 [1.68] and .150 [3.81] end dimensions are available in select sizes up to 60 positions



- Can be select loaded, consult AMP Incorporated
- Recognized under the Component Program of Underwriters Laboratories Inc., File No. E28476 
- Certified by Canadian Standards Association, File No. LR 7189 

Standard Headers—Shrouded




Product Facts

- Available in .000015 [0.00025] and .000030 [0.00076] gold duplex plated posts
- Available in selected positions 10 thru 60
- Flame retardant, black thermoplastic housings; 94V-0 rated
- Vertical and right-angle versions available in double row configurations
- Available in .025 [0.635] square drawn wire posts
- Wash out clearance for flux removal
- Uses AMP-LATCH snap-in military polarization keys
- Accepts center and double bar polarization housings

- Mates with AMP-LATCH Ribbon Cable Connectors
- Available with and without eject latches
- Available with and without high temperature compatible material
- Recognized under the Component Program of Underwriters Laboratories Inc., File No. E28476 
- Certified by Canadian Standards Association, File No. LR 16455 

Low Profile Headers—Shrouded



Performance Characteristics:

Electrical

Insulation Resistance—5,000 megohms minimum initial

Dielectric Withstanding Voltage—750 RMS at sea level

Environmental

Operating Temperature— -65° C to +105° C (black thermoplastic housings)

Current—3 amperes maximum per contact

.100 [2.54] Centerline Products
Standard and Low-Profile Shrouded Headers (Introduction)