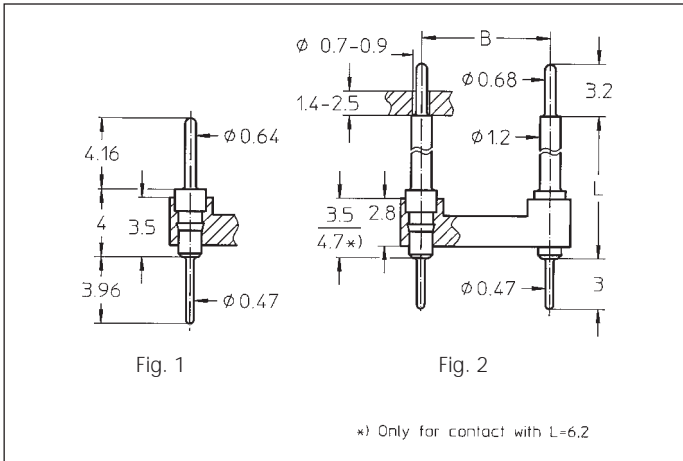



Series 150 / 151




Dual-in-line pin headers
Open frame
Interconnect



Series 15X header sockets are equipped with 0.47–0.48 mm male contacts, pluggable into standard female contacts

Sockets have 0.64–0.68 mm dia. solder pin



Platings	Sleeve 	Clip 	Pin 
10 90			0.25 µm Au 5 µm Sn Pb

Ordering information

For standard versions see table (order codes)

Option:

Pin diameter 0.47 mm at both ends available with
L = 6.2 mm: 151-xx-xxx-00-009
L = 8.4 mm: 151-xx-xxx-00-010
L = 15.3 mm: 151-xx-xxx-00-011

Plating: replace **xx** with requested plating code

No. of poles	Order Codes							Insulator dimensions	Insulator dimensions		
	Platings: see ordering information								See page 50	A	B
	Fig. 1 L = 4.0 mm	Fig. 2 L =	6.2 mm B	8.4 mm B	15.3 mm B	21.2 mm B	27.4 mm B				
10	150-xx-210-00-001	151-xx-210-00-xxx	003	004	005	016	017	Fig. 1	12.6	5.08	7.6
4	150-xx-304-00-001	151-xx-304-00-xxx	003	004	005	016	017	Fig. 2	5.0	7.62	10.1
6	150-xx-306-00-001	151-xx-306-00-xxx	003	004	005	016	017	Fig. 3	7.6	7.62	10.1
8	150-xx-308-00-001	151-xx-308-00-xxx	003	004	005	016	017	Fig. 4	10.1	7.62	10.1
10	150-xx-310-00-001	151-xx-310-00-xxx	003	004	005	016	017	Fig. 5	12.6	7.62	10.1
12	150-xx-312-00-001	151-xx-312-00-xxx	003	004	005	016	017	Fig. 5a	15.2	7.62	10.1
14	150-xx-314-00-001	151-xx-314-00-xxx	003	004	005	016	017	Fig. 6	17.7	7.62	10.1
16	150-xx-316-00-001	151-xx-316-00-xxx	003	004	005	016	017	Fig. 7	20.3	7.62	10.1
18	150-xx-318-00-001	151-xx-318-00-xxx	003	004	005	016	017	Fig. 8	22.8	7.62	10.1
20	150-xx-320-00-001	151-xx-320-00-xxx	003	004	005	016	017	Fig. 9	25.3	7.62	10.1
22	150-xx-322-00-001	151-xx-322-00-xxx	003	004	005	016	017	Fig. 10	27.8	7.62	10.1
24	150-xx-324-00-001	151-xx-324-00-xxx	003	004	005	016	017	Fig. 11	30.4	7.62	10.1
28	150-xx-328-00-001	151-xx-328-00-xxx	003	004	005	016	017	Fig. 12	35.5	7.62	10.1
20	150-xx-420-00-001	151-xx-420-00-xxx	003	004	005	016	017	Fig. 12a	25.3	10.16	12.6
22	150-xx-422-00-001	151-xx-422-00-xxx	003	004	005	016	017	Fig. 13	27.8	10.16	12.6
24	150-xx-424-00-001	151-xx-424-00-xxx	003	004	005	016	017	Fig. 14	30.4	10.16	12.6
28	150-xx-428-00-001	151-xx-428-00-xxx	003	004	005	016	017	Fig. 15	35.5	10.16	12.6
32	150-xx-432-00-001	151-xx-432-00-xxx	003	004	005	016	017	Fig. 16	40.6	10.16	12.6
10	150-xx-610-00-001	151-xx-610-00-xxx	003	004	005	016	017	Fig. 16a	12.6	15.24	17.7
24	150-xx-624-00-001	151-xx-624-00-xxx	003	004	005	016	017	Fig. 17	30.4	15.24	17.7
28	150-xx-628-00-001	151-xx-628-00-xxx	003	004	005	016	017	Fig. 18	35.5	15.24	17.7
32	150-xx-632-00-001	151-xx-632-00-xxx	003	004	005	016	017	Fig. 19	40.6	15.24	17.7
36	150-xx-636-00-001	151-xx-636-00-xxx	003	004	005	016	017	Fig. 20	45.7	15.24	17.7
40	150-xx-640-00-001	151-xx-640-00-xxx	003	004	005	016	017	Fig. 21	50.6	15.24	17.7
42	150-xx-642-00-001	151-xx-642-00-xxx	003	004	005	016	017	Fig. 22	53.2	15.24	17.7
48	150-xx-648-00-001	151-xx-648-00-xxx	003	004	005	016	017	Fig. 23	60.9	15.24	17.7
50	150-xx-650-00-001	151-xx-650-00-xxx	003	004	005	016	017	Fig. 24	63.4	15.24	17.7
52	150-xx-652-00-001	151-xx-652-00-xxx	003	004	005	016	017	Fig. 25	65.9	15.24	17.7
50	150-xx-950-00-001	151-xx-950-00-xxx	003	004	005	016	017	Fig. 26	63.4	22.86	25.3
52	150-xx-952-00-001	151-xx-952-00-xxx	003	004	005	016	017	Fig. 27	65.9	22.86	25.3
64	150-xx-964-00-001	151-xx-964-00-xxx	003	004	005	016	017	Fig. 28	81.1	22.86	25.3

This datasheet has been download from:

www.datasheetcatalog.com

Datasheets for electronics components.