

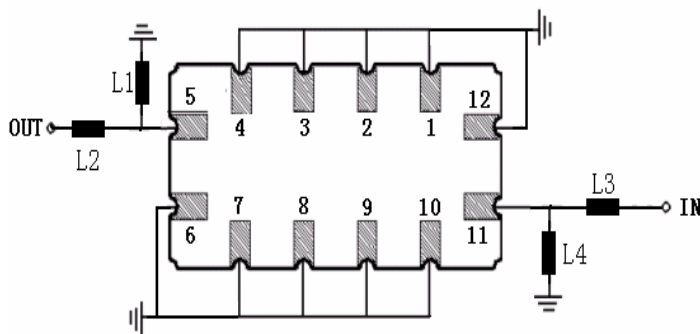
Specifications

Parameter	Unit	Minimum	Typical	Maximum
Center Frequency	MHz	139.8	140	140.2
Insertion Loss	dB	-	12	13.5
1 dB Bandwidth	MHz	3.5	4	-
3 dB Bandwidth	MHz	4	4.92	-
35 dB Bandwidth	MHz	-	7.9	8.2
Passband Variation	dB	-	0.4	1
Group delay Variation(80% of 3dB)	nsec	-	60	100
Ultimate Rejection	dB	35	39	-
Absolute Delay	usec	-	0.86	-
Substrate Material		112LT		
Ambient Temperature	°C	25		
Package Size	SMP-53 (13.3 x 6.5 mm Nominal Footprint)			

Notes:


1. All specifications are based on the test circuit shown
2. In production, devices will be tested at room temperature to a guardbanded specification to ensure electrical compliance over temperature
3. Electrical margin has been built into the design to account for the variations due to temperature drift and manufacturing tolerances
4. This is the optimum impedance in order to achieve the performance show

Matching Configuration

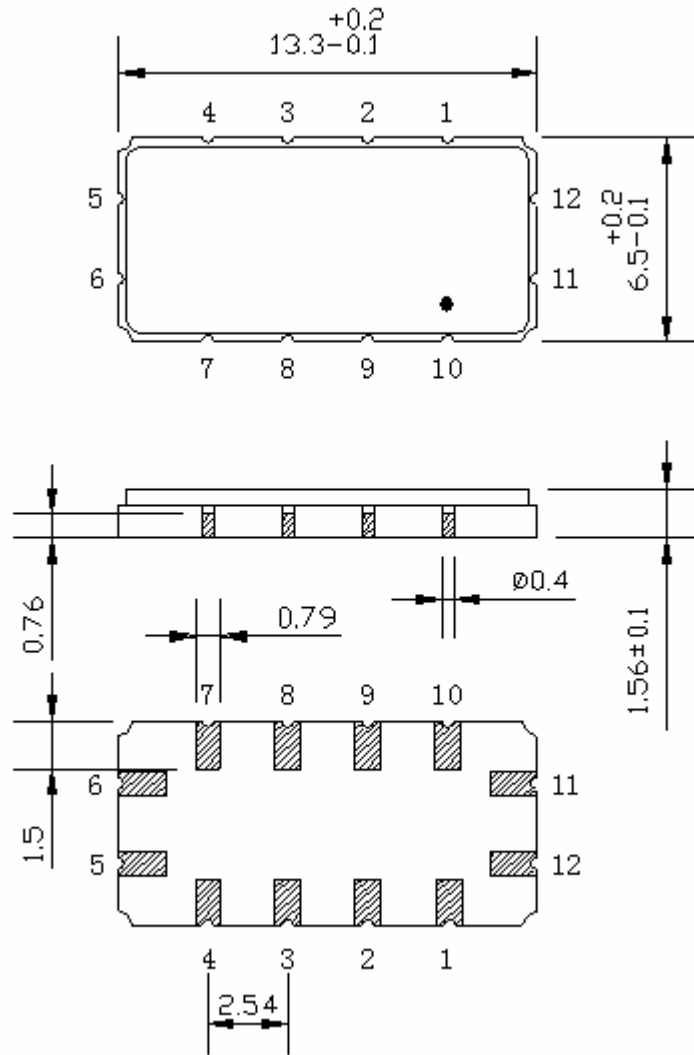


L1=120nH L2=18nH
L3=220nH L4=120nH
Source/Load Impedance=50 ohm


Notes - Component values may change depending on board layout.

	SIPAT Co., Ltd. (CETC No. 26 Research Institute) Nanping Huayuan Road No. 14 Chongqing, China, 400060	Part Number	LB140DS04	
		Rev. Date	2005-1-10	
		Rev.	1.0	Page

Package Dimension

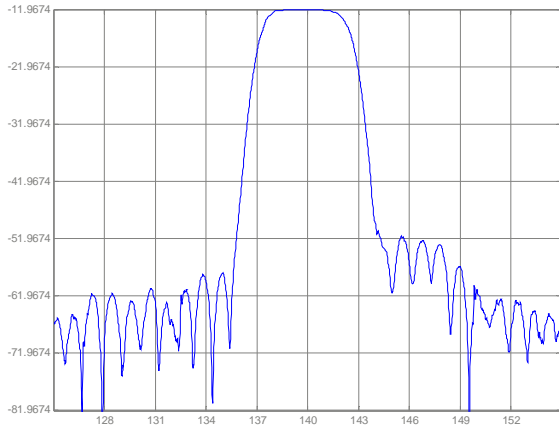


Input:11
Output:5

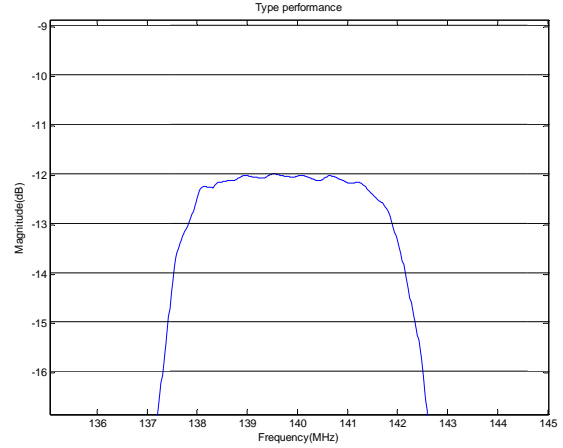
	SIPAT Co., Ltd. (CETC No. 26 Research Institute) Nanping Huayuan Road No. 14 Chongqing, China, 400060	Part Number	LB140DS04	
		Rev. Date	2005-1-10	
		Rev.	1.0	Page

Typical Performance

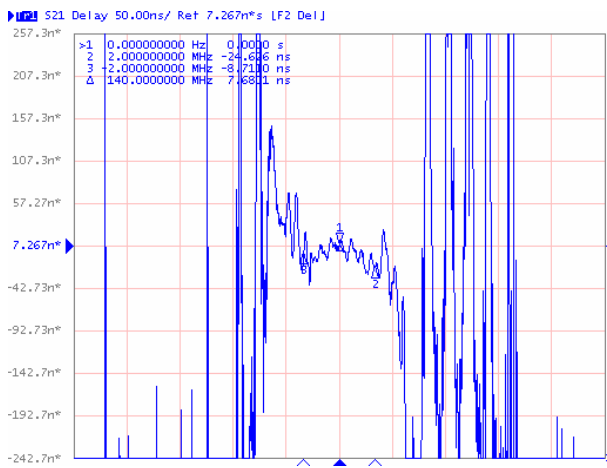
Frequency Respond



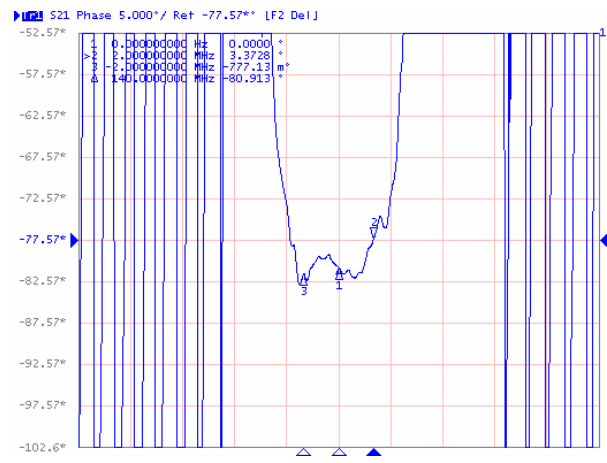
Passband Respond



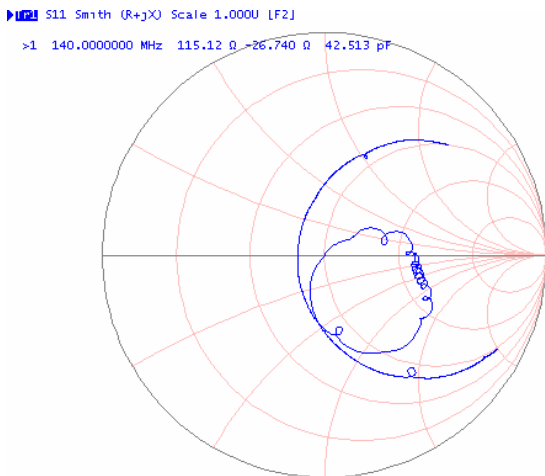
$F_0 \pm 2\text{MHz}$ Group delay Variation



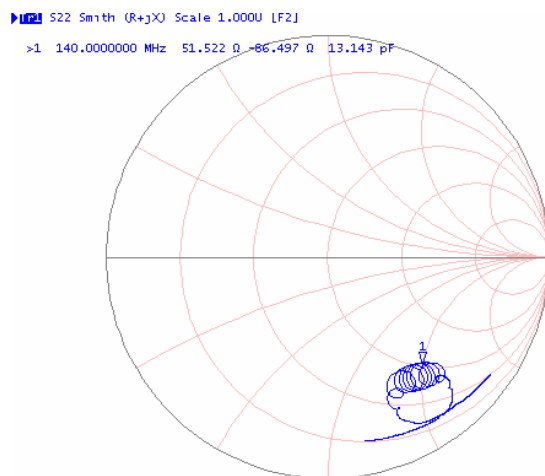
$F_0 \pm 2\text{MHz}$ Phase Linearity



Smith Chart S11



Smith Chart S22



SIPAT Co., Ltd.
(CETC No. 26 Research Institute)
Nanning Huayuan Road No. 14
Chongqing, China, 400060

Part Number	LB140DS04	
Rev. Date	2005-1-10	
Rev.	1.0	Page 3/3