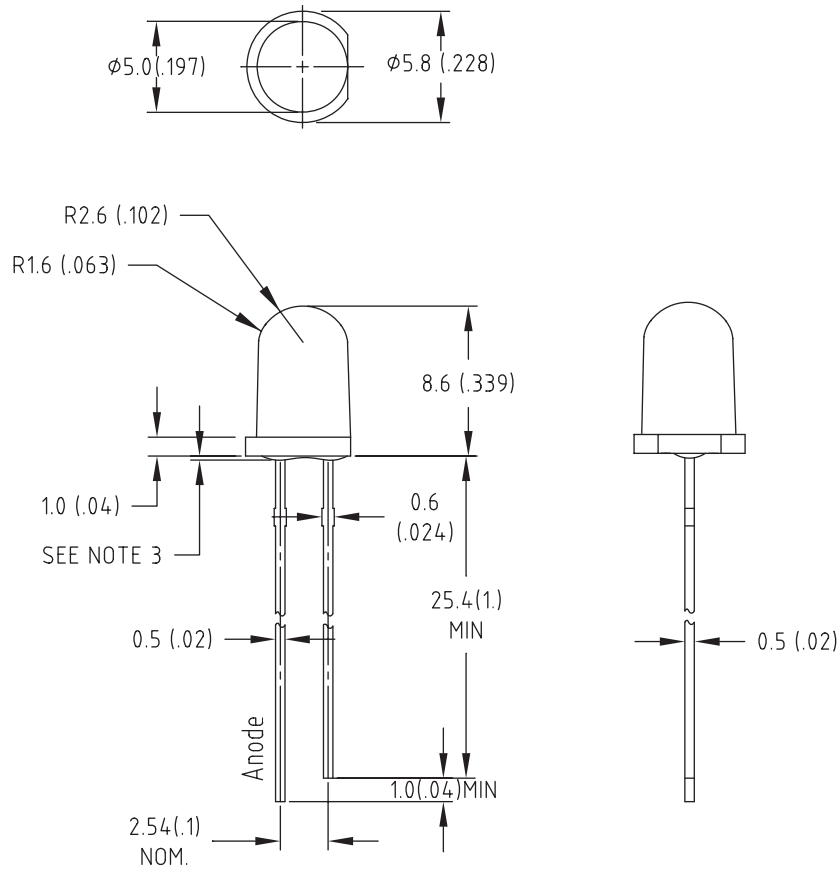


LTR	REVISION	DATE	APPD
C		12-13-05	RM



CHIP MATERIAL	LENS COLOR	EMISSION COLOR
InGaN	WATER CLEAR	WARM WHITE

Notes:

1. ALL DIMS ARE IN MILLIMETERS (INCHES).
2. TOLERANCE IS $\pm 0.25\text{mm}$ ($\pm 0.010"$) UNLESS OTHERWISE SPECIFIED.
3. PROTRUDED RESIN UNDER FLANGE IS 1.0mm ($.04"$) MAX.
4. LEAD SPACING IS MEASURED WHERE LEADS EMERGE FROM THE PACKAGE.
5. LEADS TO BE SOLDERABLE AND CAPABLE OF MEETING THE SOLDERABILITY REQUIREMENTS OF MIL-STD-202, METHOD 208.
6. MANUFACTURE DATE SHALL NOT BE OLDER THAN 26 WEEKS (6 MONTHS).

ATTENTION
OBSERVE PRECAUTIONS
FOR HANDLING-
ELECTROSTATIC
SENSITIVE
DEVICES

LED
LEDTRONICS, INC.™
23105 KASHIWA COURT
TORRANCE, CA 90505

-PROPRIETARY-
This document contains Proprietary
information of LEDTRONICS, INC.
It may not be copied, used or disclosed
for any purpose without the prior express
written consent of LEDTRONICS, INC.

.XXX $\pm .010$ TOLERANCE PER ANSI-Y14.5
.XX $\pm .025$ (UNLESS OTHERWISE STATED)
ANGLES $\pm 0^\circ, 30'$
FRACT. $\pm 1/32$

TITLE		L200-0WW-20D			
DWG NO	SCALE	SHEET	DATE		
DSDC302	2:1	1 OF 3	11-23-05		
CODE IDENT NO.	DWG BY	CHK BY	QA	MNFG	CUSTOMER
8Z410	RM	PL 12-16-05	GZ 12-16-05		

LTR	REVISION	DATE	APPD
C		12-13-05	RM

Absolute Maximum Ratings at Ta 25°C

Parameter	MAX.	Unit
Power Dissipation	80	mW
Peak Forward Current (1/10 Duty Cycle, 0.1ms Pulse Width)	100	mA
Continuous Forward Current	20	mA
Derating Linear From 50°C	0.4	mA/°C
Reverse Voltage	5	V
Electrostatic Discharge (ESD)	150	V
Operating Temperature Range	-20°C to +80°C	
Storage Temperature Range	-30°C to +100°C	
Lead Soldering Temperature [4mm (.157) From Body]	260°C for 5 Seconds	

Electrical Optical Characteristics at Ta=25°C

Parameter	Symbol	Min.	Typ.	Max.	Unit	Test Condition
Luminous Intensity	I _v	---	7500	---	mcd	I _f =20mA (Note 1)
Viewing Angle	2 $\theta_{1/2}$	12	17	22	Deg	(Note 2)
Forward Voltage	V _f	2.8	3.5	4.0	V	I _f =20mA
Reverse Current	I _R	---	---	50	μ A	V _R =5V
SCP	---	---	.13	---	---	---
Lumens	---	---	1.67	---	---	---
Radiant Intensity	---	---	28673	---	μ W/sr	---

Color Rank	Bin Limits (CIE1931 x, y coordinates)							
	Lower Left		Lower Right		Upper Right		Upper Left	
	x	y	x	y	x	y	x	y
BIN C	0.27	0.29	0.29	0.26	0.26	0.23	0.25	0.25
BIN D	0.29	0.32	0.32	0.30	0.29	0.26	0.27	0.29

Notes:

- 1 Luminous intensity is measured with a light sensor and filter combination that approximates the CIE eye-response curve.
2. $\theta_{1/2}$ is the off-axis at which the luminous intensity is half the axial luminous intensity.
3. Forward voltage measurement allowance is $\pm 0.1V$
4. Luminous intensity measurement allowance is $\pm 10\%$



-PROPRIETARY-
 This document contains Proprietary information of LEDTRONICS, INC. It may not be copied, used or disclosed for any purpose without the prior express written consent of LEDTRONICS, INC.

.XXX \pm .010 TOLERANCE PER ANSI-Y14.5
 .XX \pm .025 (UNLESS OTHERWISE STATED)
 ANGLES \pm 0°, 30'
 FRACT. \pm 1/32

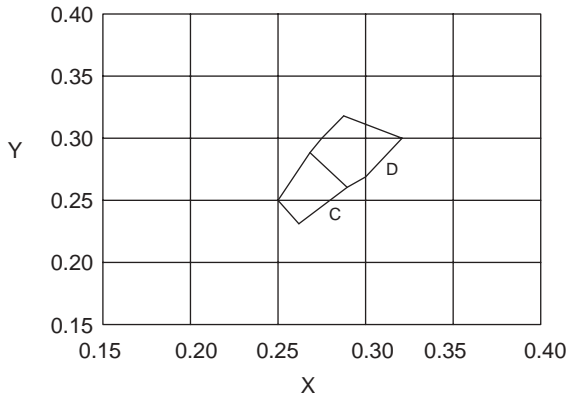
TITLE L200-0WW-20D							
DWG NO DSDC302-A		SCALE NTS		SHEET 2 OF 3		DATE 11-23-05	
CODE IDENT NO. 8Z410	DWG BY RM	CHK BY	QA	MNFG	CUSTOMER		

Typical Electrical / Optical Characteristics Curves

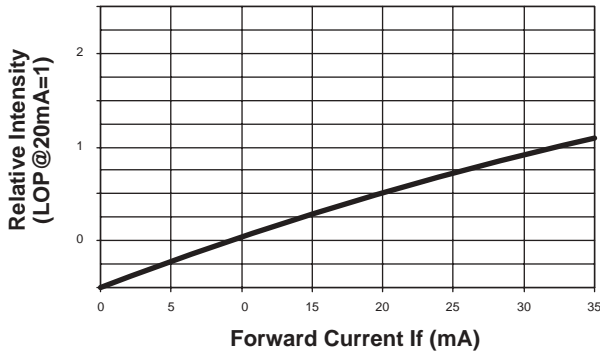
(25°C Ambient Temperature Unless Otherwise Noted)

LTR	REVISION	DATE	APPD
C		12-13-05	RM

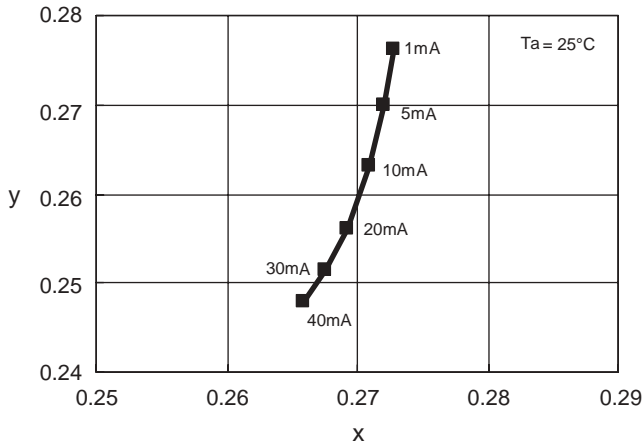
CIE 1931 Chromaticity Diagram



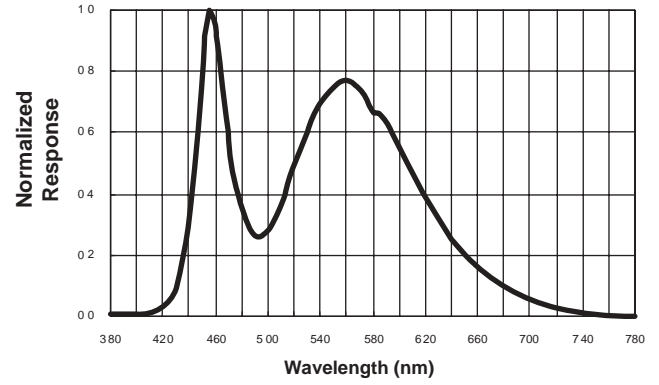
Relative Luminous Intensity vs. Forward Current



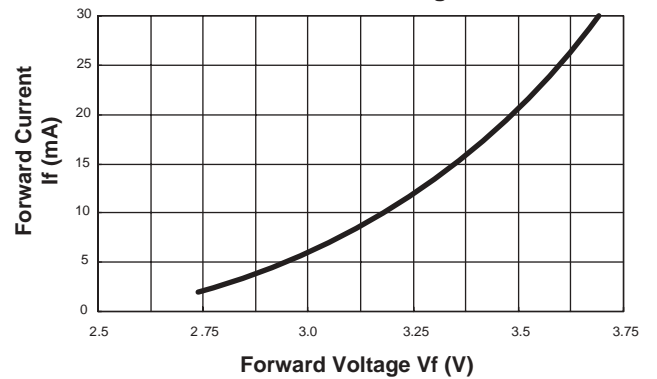
Forward Current vs. Chromaticity Coordinates



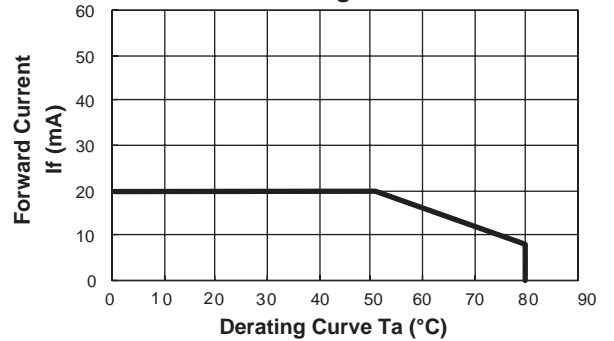
Spectral Radiance



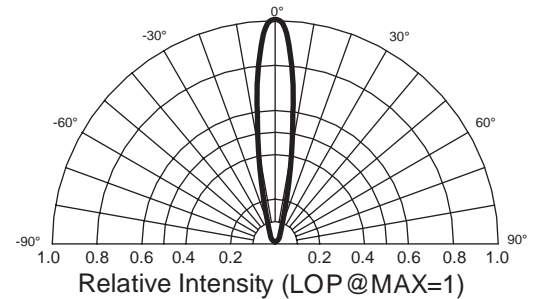
Forward Current vs. Forward voltage



Forward Current vs. Derating curve



Beam Pattern



LED[®]
LEDTRONICS, INC.[™]
 23105 KASHIWA COURT
 TORRANCE, CA 90505

-PROPRIETARY-
 This document contains Proprietary information of LEDTRONICS, INC. It may not be copied, used or disclosed for any purpose without the prior express written consent of LEDTRONICS, INC.

.XXX ± .010 TOLERANCE PER ANSI-Y14.5
 .XX ± .025 (UNLESS OTHERWISE STATED)
 ANGLES ± 0°, 30'
 FRACT. ± 1/32

TITLE					
L200-0WW-20D					
DWG NO		SCALE		SHEET	
DSDC302-B		NTS		3 OF 3	
DATE		CHK BY		CUSTOMER	
11-23-05		QA		MNFG	
CODE IDENT NO.		DWG BY		CUSTOMER	
8Z410		RM			