

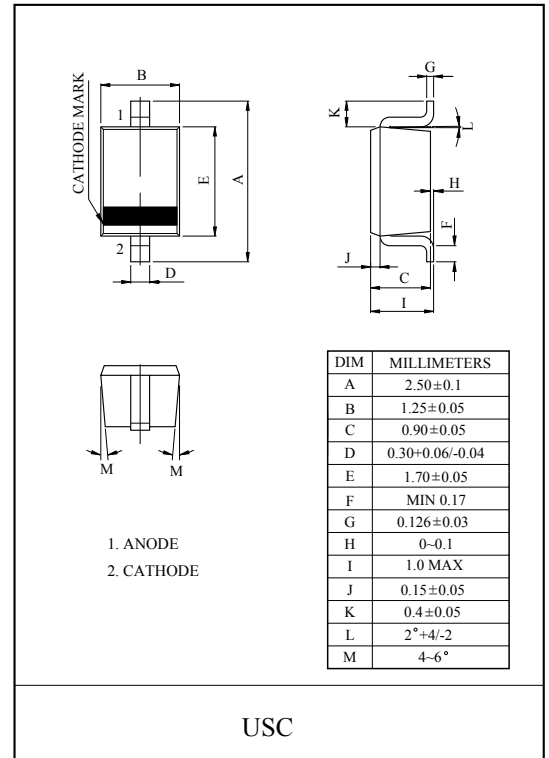
VCO FOR UHF RADIO.

FEATURES

- Ultra Low Series Resistance : $r_s=0.44\Omega$ (Typ.)
- Small Package.

MAXIMUM RATING (Ta=25°C)

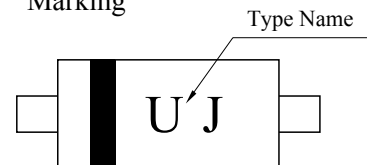
CHARACTERISTIC	SYMBOL	RATING	UNIT
Reverse Voltage	V_R	15	V
Junction Temperature	T_j	150	°C
Storage Temperature Range	T_{stg}	-55 ~ 150	°C



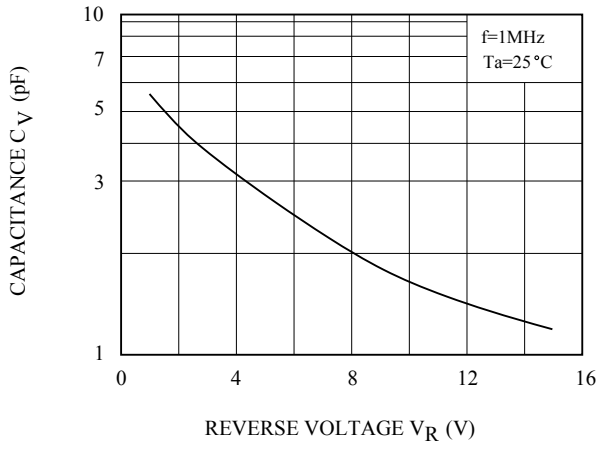
ELECTRICAL CHARACTERISTICS (Ta=25°C)

CHARACTERISTIC	SYMBOL	TEST CONDITION	MIN.	TYP.	MAX.	UNIT
Reverse Voltage	V_R	$I_R=1\mu A$	15	-	-	V
Reverse Current	I_R	$V_R=15V$	-	-	3	nA
Capacitance	C_{2V}	$V_R=2V, f=1MHz$	3.8	4.25	4.7	pF
	C_{10V}	$V_R=10V, f=1MHz$	1.5	1.75	2.0	
Capacitance Ratio	K	$C_{2V}/C_{10V}, f=1MHz$	2.0	2.4	-	
Series Resistance	r_s	$V_R=1V, f=470MHz$	-	0.44	0.6	Ω

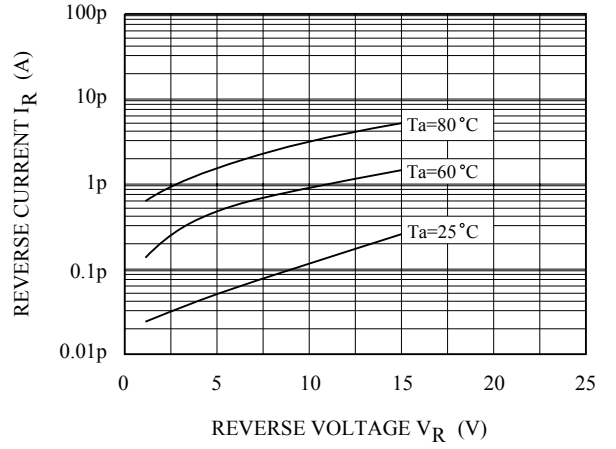
Marking



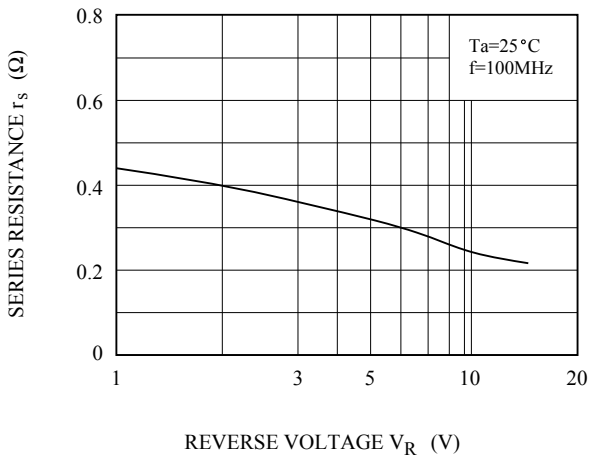
$C_V - V_R$



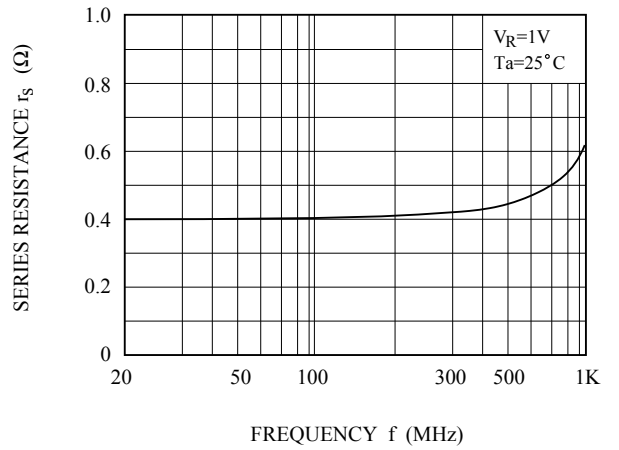
$I_R - V_R$



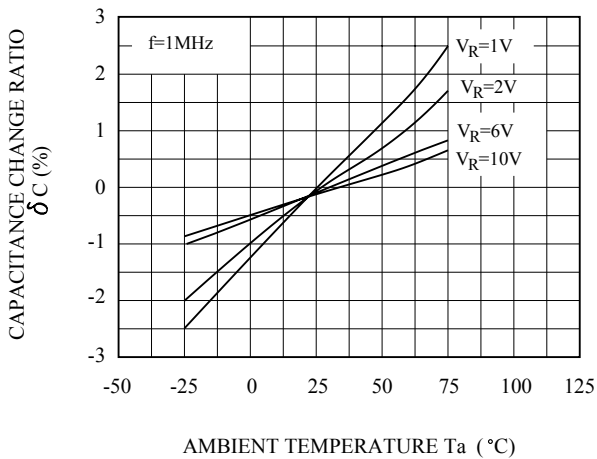
$r_s - V_R$



$r_s - f$



$\delta C - T_a$



NOTE : $\delta C(\%) = \frac{C(T_a) - C(25)}{C(25)} \times 100$