

## NTC Thermistors, Steel Capped Sensors



### QUICK REFERENCE DATA

PARAMETER	VALUE
Resistance value at:	
0 °C	35875 Ω ±7%
25 °C	12000 Ω ±4%
85 °C	1475 Ω ±3%
100 °C	963 Ω ±4.2%
B <sub>25/85</sub> -value	3730 K
Temperature coefficient	-4.2%/K
Maximum dissipation	250 mW
Dissipation factor:	
in still air (for information only); note 1	7.5 mW/K
in still water (for information only); note 1	18 mW/K
Thermal time constant (t) in still air; note 1	285 s
Response time; note 2	13 to 16 s
Temperature gradient; note 3	≤0.02 K/K
Operating temperature range:	
at zero power; continuously	-25 to +110 °C
at zero power; peak	130 °C
at maximum power	0 to +55 °C
Minimum dielectric withstanding voltage (RMS) between terminals and capsule during:	
1 minute	1500 V
10 seconds	1650 V
Minimum insulation resistance between terminals and capsule at 100 V (DC)	100 MΩ
Mass	≈8 g

### Notes

- Measured with AMP connectors in still air with solid copper wires of 1 mm diameter.
- The response time is the time necessary to change 63.2% of the total difference between the initial and the final body temperature, when subjected to a step function change in ambient temperature.  
Step change:
  - initial temperature: air at 25 °C
  - final temperature: water at 100 °C.
- The temperature gradient is the difference per degree Celsius between the true temperature of the liquid (water) and the temperature measured by the sensor.

### FEATURES

- High mechanical strength
- AMP connectors for easy connection
- Excellent accuracy over a wide temperature range

### APPLICATIONS

- Sensors for water temperature control in, for example:
  - washing machines
  - dish washers
  - heat pumps
  - electric boilers.

These thermistors have a negative temperature coefficient. The device consists of a ceramic material which is mounted in a capsule of stainless steel and provided with two 6.3 mm tinned bronze spade connectors.

The device is non-flammable and the housing is stainless steel in accordance with "DIN 1.4301" (× 5 CrNi 18 9).

### MOUNTING

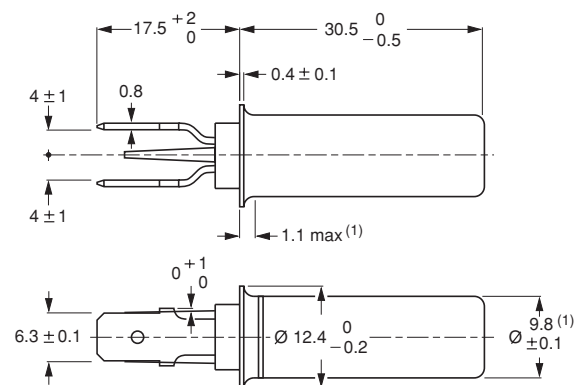
Connect to two FASTONS 6.3 x 0.8 or equivalent.

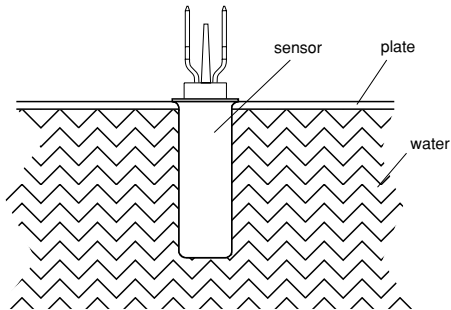
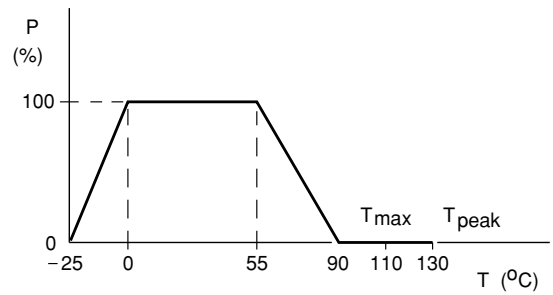
### PACKAGING

The thermistors are packed in cardboard boxes; the smallest packaging quantity is 50 units.

### DIMENSIONS in millimeters

Component outline.



**METHOD OF APPLICATION****DERATING**

Power derating curve.

This datasheet has been downloaded from:

[www.DatasheetCatalog.com](http://www.DatasheetCatalog.com)

Datasheets for electronic components.