

SANYO	No.2093	2 S A 1 4 7 9 / 2 S C 3 7 8 9
		PNP/NPN Epitaxial Planar Type Silicon Transistors HIGH-DEFINITION CRT DISPLAY VIDEO OUTPUT APPLICATIONS

Applications

- High-definition CRT display
- Color TV chroma output, high breakdown voltage drivers

Features

- High breakdown voltage ($V_{CE0} \geq 300V$)
- Excellent high frequency characteristic ($c_{re} = 1.8pF(\text{typ})$)
- Adoption of MBIT process
- No insulator required for mounting, which contributes to reducing the cost and the number of manufacturing processes.
- Plastic-covered heat sink facilitating high-density mounting
- Directly interchangeable with TO-126 because the package is designed based on the conventional package dimensions

(): 2SA1479

Absolute Maximum Ratings at $T_a = 25^\circ C$

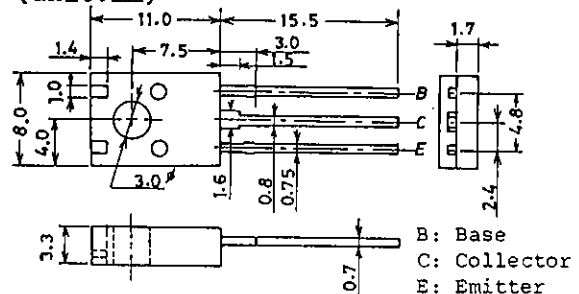
			unit
Collector-to-Base Voltage	V_{CB0}	(-)300	V
Collector-to-Emitter Voltage	V_{CE0}	(-)300	V
Emitter-to-Base Voltage	V_{EB0}	(-)5	V
Collector Current	I_C	(-)100	mA
Peak Collector Current	i_{cp}	(-)200	mA
Collector Dissipation	P_C	1.5	W
		$T_c = 25^\circ C$	7
Junction Temperature	T_j	150	$^\circ C$
Storage Temperature	T_{stg}	-55 to +150	$^\circ C$

Electrical Characteristics at $T_a = 25^\circ C$

			min	typ	max	unit
Collector Cutoff Current	I_{CBO}	$V_{CB} = (-)200V, I_E = 0$			(-)0.1	μA
Emitter Cutoff Current	I_{EBO}	$V_{EB} = (-)4V, I_C = 0$			(-)0.1	μA
DC Current Gain	h_{FE}	$V_{CE} = (-)10V, I_C = (-)10mA$	40*		320*	
Gain-Bandwidth Product	f_T	$V_{CE} = (-)30V, I_C = (-)10mA$		70		MHz
C-E Saturation Voltage	$V_{CE(sat)}$	$I_C = (-)20mA, I_B = (-)2mA$			(-)0.6	V
B-E Saturation Voltage	$V_{BE(sat)}$	$I_C = (-)20mA, I_B = (-)2mA$			(-)1.0	V

Continued on next page.

Package Dimensions 2042A
(unit:mm)



SANYO: TO126ML

SANYO Electric Co., Ltd. Semiconductor Business Headquarters
TOKYO OFFICE Tokyo Bldg., 1-10, 1 Chome, Ueno, Taito-ku, TOKYO, 110 JAPAN

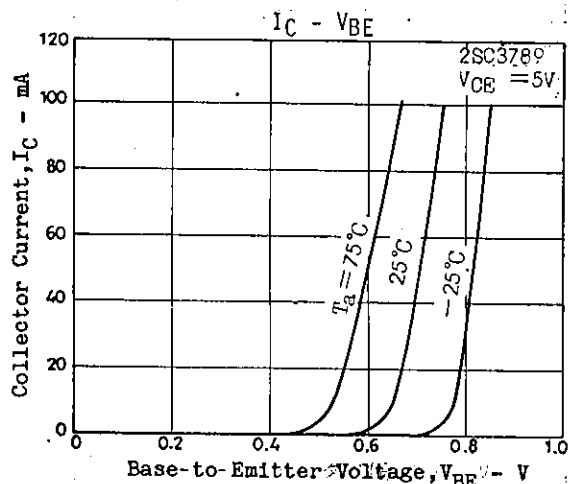
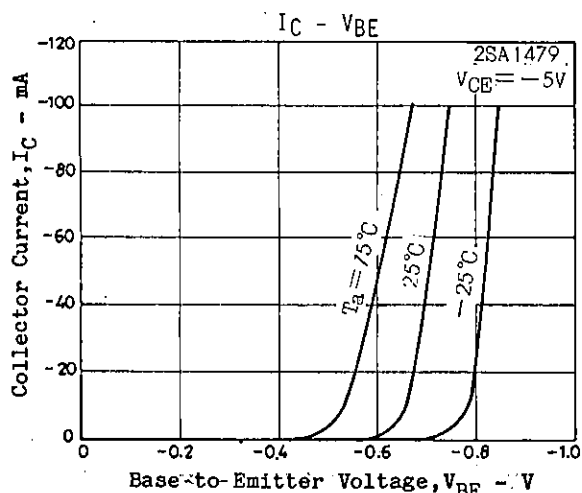
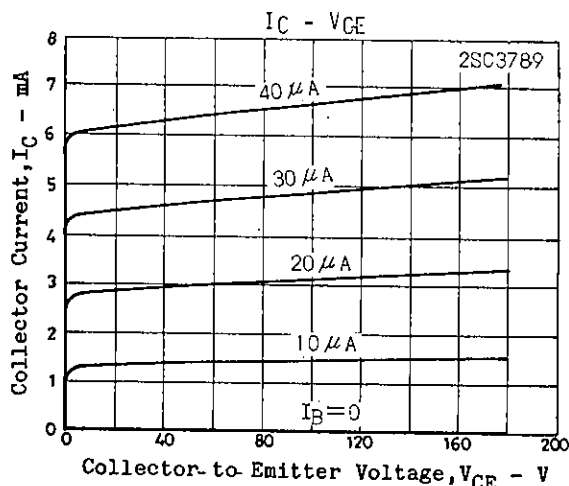
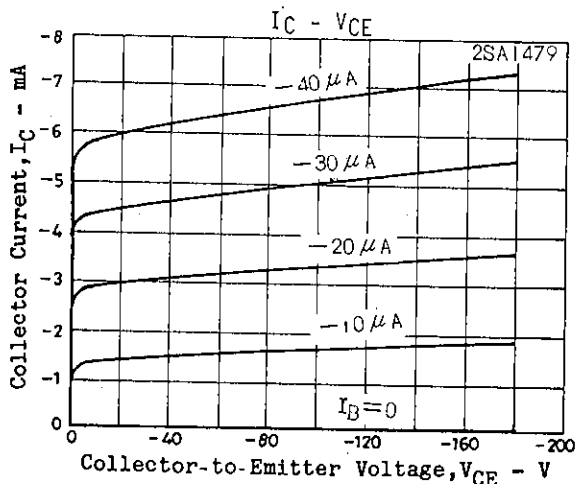
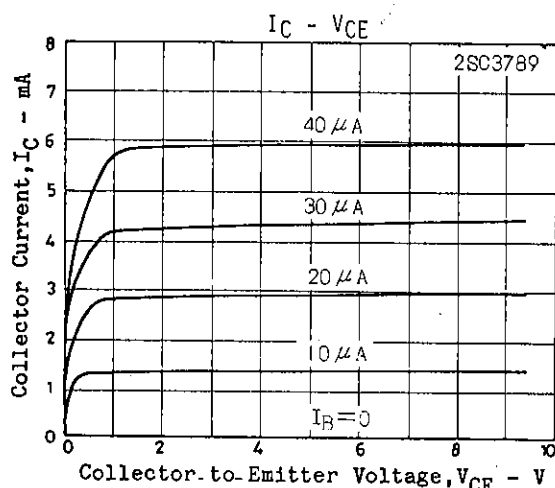
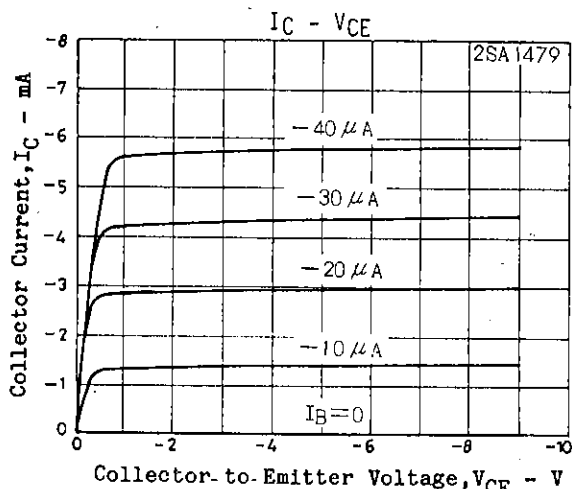
4087TA, TS No.2093-1/4

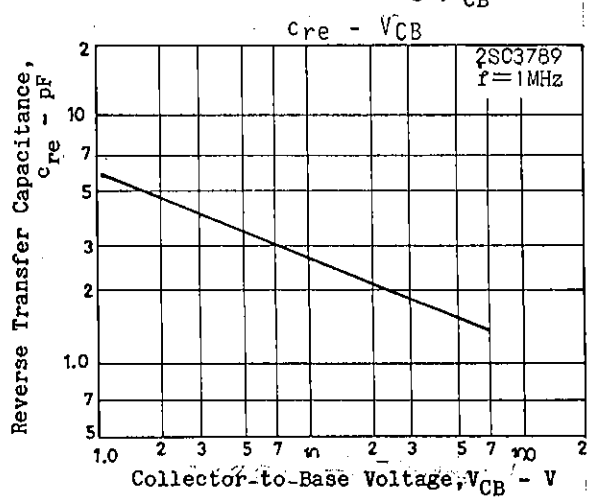
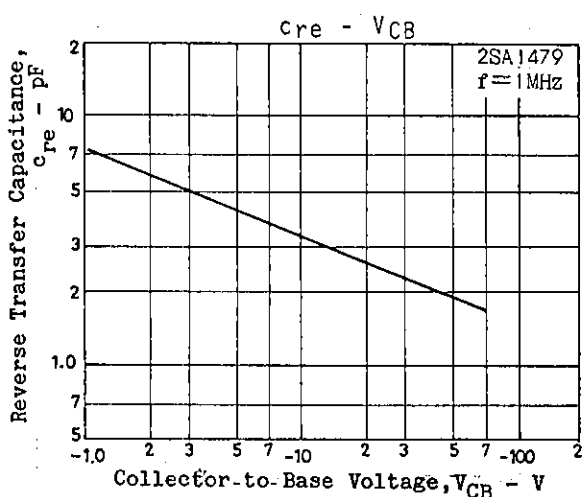
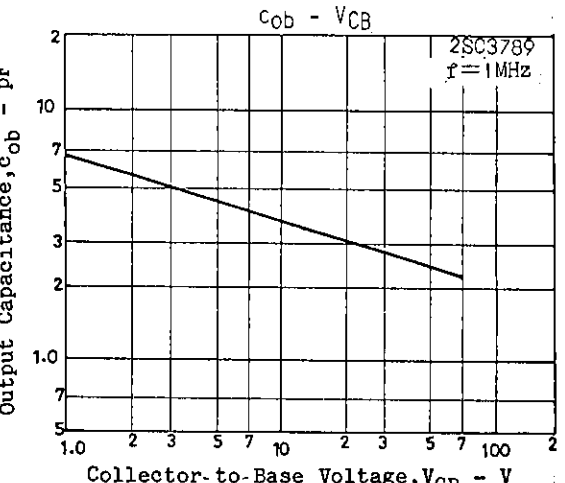
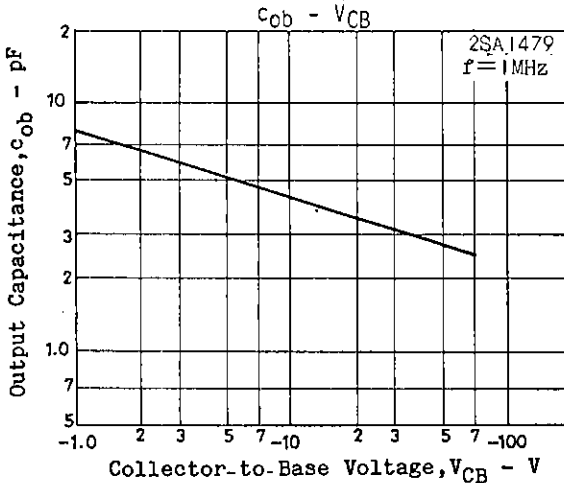
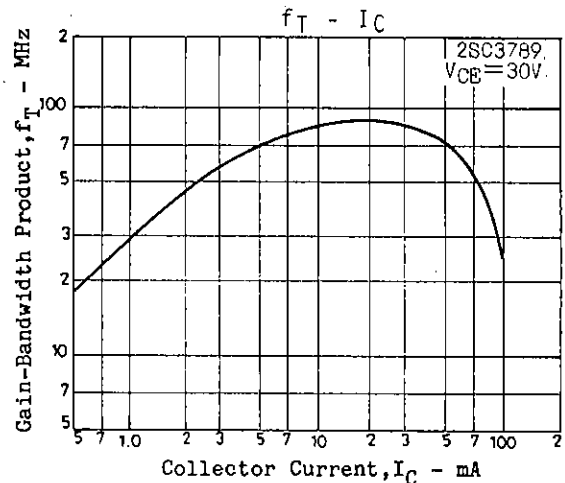
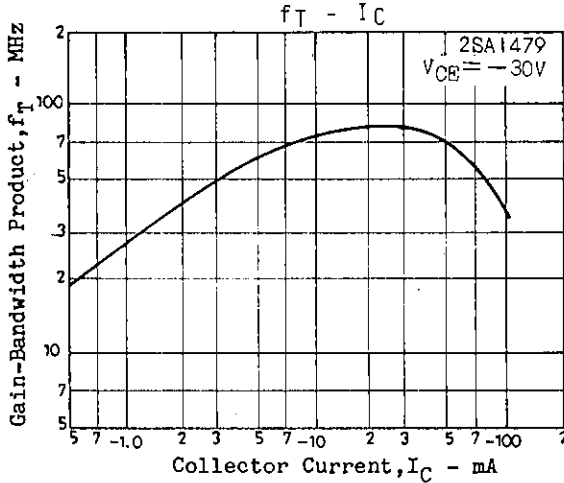
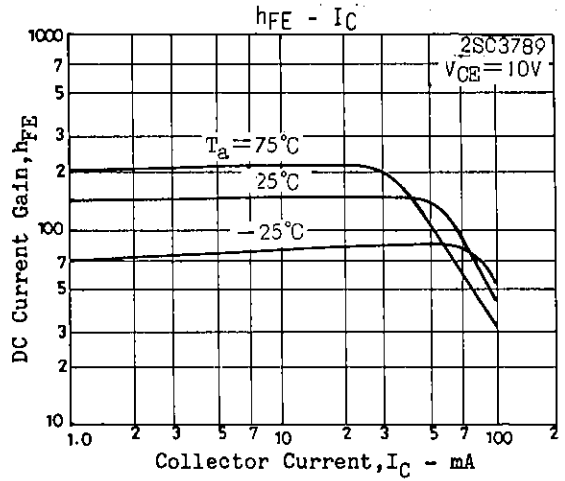
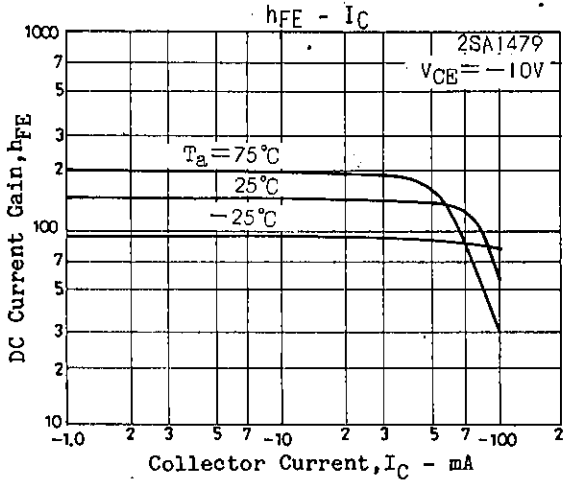
Continued from preceding page.

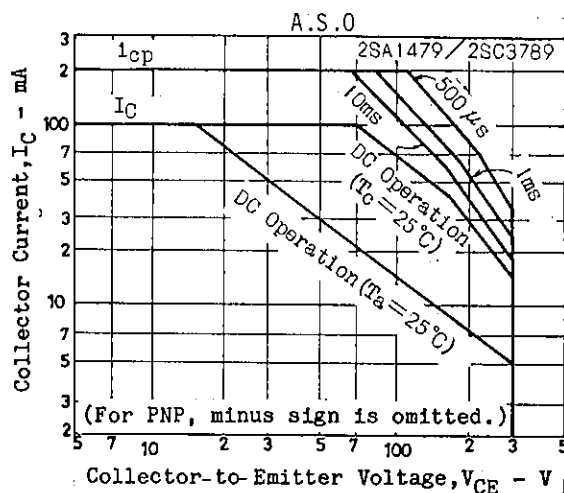
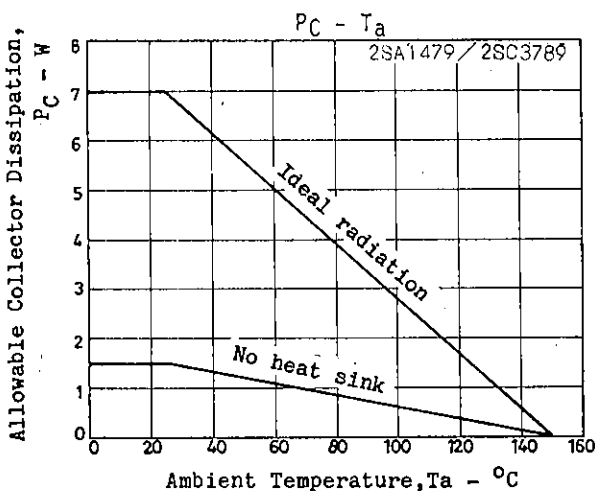
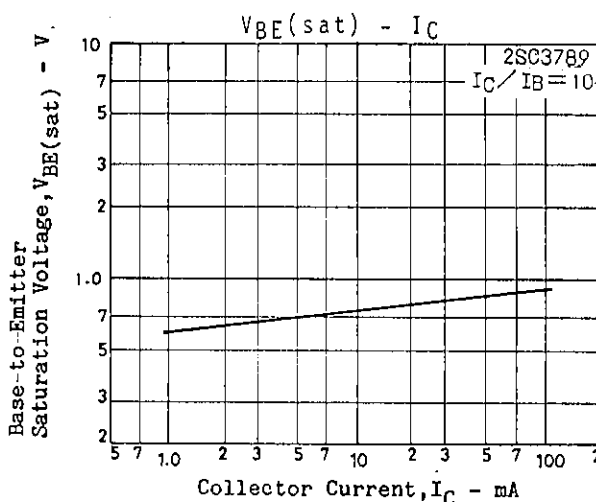
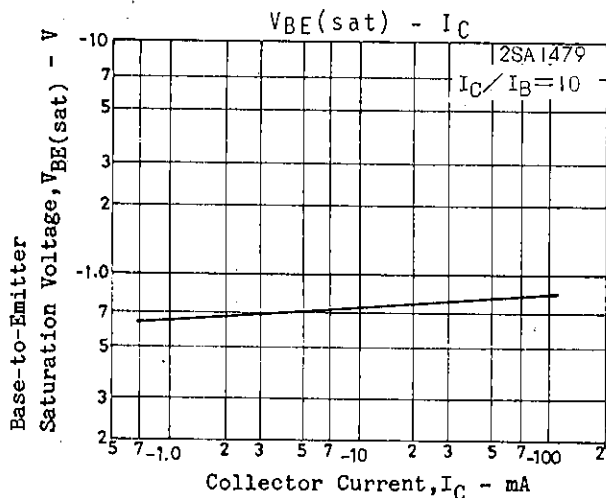
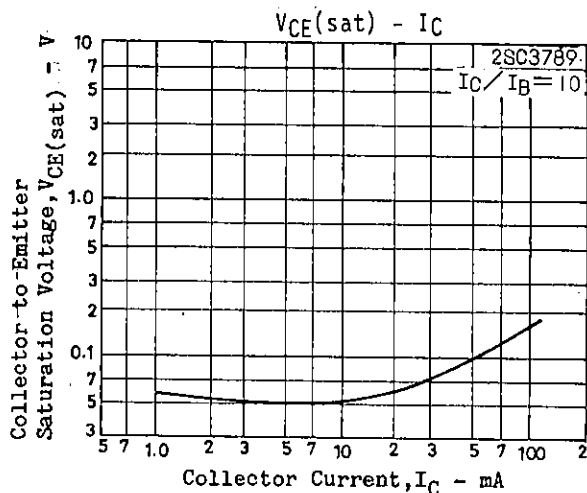
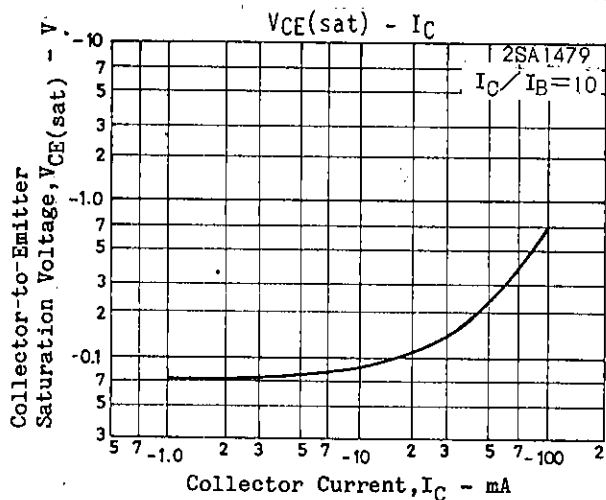
			min	typ	max	unit
C-B Breakdown Voltage	$V_{(BR)CBO}$	$I_C=(-)10\mu A, I_E=0$	(-)300			V
C-E Breakdown Voltage	$V_{(BR)CEO}$	$I_E=(-)1mA, R_{BE}=\infty$	(-)300			V
E-B Breakdown Voltage	$V_{(BR)EBO}$	$I_E=(-)10\mu A, I_C=0$	(-)5			V
Output Capacitance	c_{ob}	$V_{CB}=(-)30V, f=1MHz$		2.6 (3.1)		pF
Reverse Transfer Capacitance	c_{re}	$V_{CB}=(-)30V, f=1MHz$		1.8 (2.3)		pF

*: The 2SA1479/2SC3789 are classified by 10mA h_{FE} as follows:

40	C	80	60	D	120	100	E	200	160	F	320
----	---	----	----	---	-----	-----	---	-----	-----	---	-----







■ No products described or contained herein are intended for use in surgical implants, life-support systems, aerospace equipment, nuclear power control systems, vehicles, disaster/crime-prevention equipment and the like, the failure of which may directly or indirectly cause injury, death or property loss.

■ Anyone purchasing any products described or contained herein for an above-mentioned use shall:

- ① Accept full responsibility and indemnify and defend SANYO ELECTRIC CO., LTD., its affiliates, subsidiaries and distributors and all their officers and employees, jointly and severally, against any and all claims and litigation and all damages, cost and expenses associated with such use.
- ② Not impose any responsibility for any fault or negligence which may be cited in any such claim or litigation on SANYO ELECTRIC CO., LTD., its affiliates, subsidiaries and distributors or any of their officers and employees jointly or severally.

■ Information (including circuit diagrams and circuit parameters) herein is for example only; it is not guaranteed for volume production. SANYO believes information herein is accurate and reliable, but no guarantees are made or implied regarding its use or any infringements of intellectual property rights or other rights of third parties.