



Micro Commercial Corp.
 21201 Itasca St.
 Chatsworth, CA 91311
 Phone: (818) 701-4933
 Fax: (818) 701-4939

**MB05S
 THRU
 MB10S**

Features

- Surface Mount Package
- Glass Passivated Diode Construction
- Moisture Resistant Epoxy Case
- High Surge Current Capability

**0.5Amp Single Phase
 Glass Passivated
 Bridge Rectifier
 50 to 1000 Volts**

Maximum Ratings

- Operating Temperature: -55°C to +150°C
- Storage Temperature: -55°C to +150°C

MCC Catalog Number	Device Marking	Maximum Rccurent Peak Reverse Voltage	Maximum RMS Voltage	Maximum DC Blocking Voltage
MB05S	MB05S	50V	35V	50V
MB1S	MB1S	100V	70V	100V
MB2S	MB2S	200V	140V	200V
MB4S	MB4S	400V	280V	400V
MB6S	MB6S	600V	420V	600V
MB8S	MB8S	800V	560V	800V
MB10S	MB10S	1000V	700V	1000V

Electrical Characteristics @ 25°C Unless Otherwise Specified

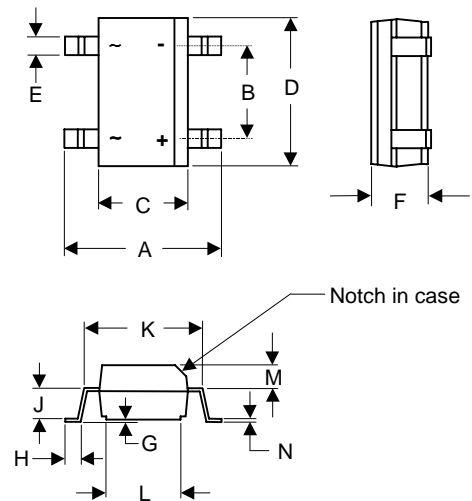
Average Forward Current	$I_{F(AV)}$	0.5A 0.8A	Note1 $T_A = 30^\circ C$ Note2 $T_A = 30^\circ C$
Peak Forward Surge Current	I_{FSM}	30A	8.3ms, half sine
Maximum Instantaneous Forward Voltage	V_F	1.0V	$I_{FM} = 0.5A;$ $T_A = 25^\circ C$
Maximum DC Reverse Current At Rated DC Blocking Voltage	I_R	5 μA	$T_A = 25^\circ C$
Typical Junction Capacitance	C_J	25pF	Measured at 1.0MHz, $V_R=4.0V$

Note1. Measured at 1.0 MHz and applied reverse voltage of 4.0 Volts

Note2. On alum: substrate P.C.B with an rea of 0.8 x 0.8 x 0.25"
 (20 x 20 x 6.4mm) mounte on 0.05 x 0.05 "(13 x 13 mm)
 solder pad.

*Pulse Test: Pulse Width 300 μ sec, Duty Cycle 1%

MBS -1



DIM	DIMENSIONS				NOTE
	INC HES		MM		
	MIN	MAX	MIN	MAX	
A	.252	.272	6.40	6.91	
B	.095	.105	2.41	2.67	
C	1.45	.155	3.68	3.94	
D	.180	.190	4.57	4.83	
E	.017	.029	0.45	0.75	
F	.090	.106	2.30	2.70	
G	.004	.008	0.10	0.20	
H	.021	.023	0.53	0.58	
J	.055	.065	1.40	1.65	
K	----	.200	----	5.08	
L	.107	.117	2.72	2.97	
M	.040	.050	1.02	1.27	
D	.008	.014	0.15	0.35	

MB05S thru MB10S

Figure 1
Typical Forward Characteristics

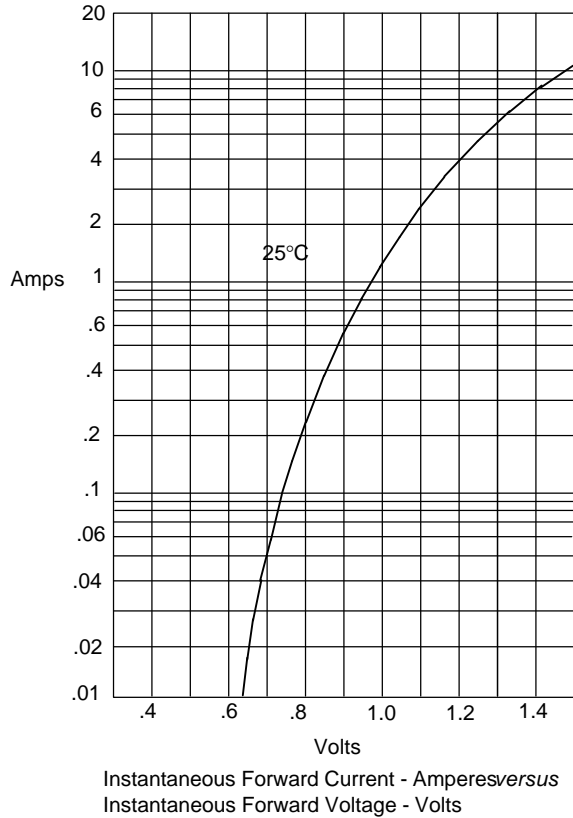


Figure 2
Typical Reverse Characteristics

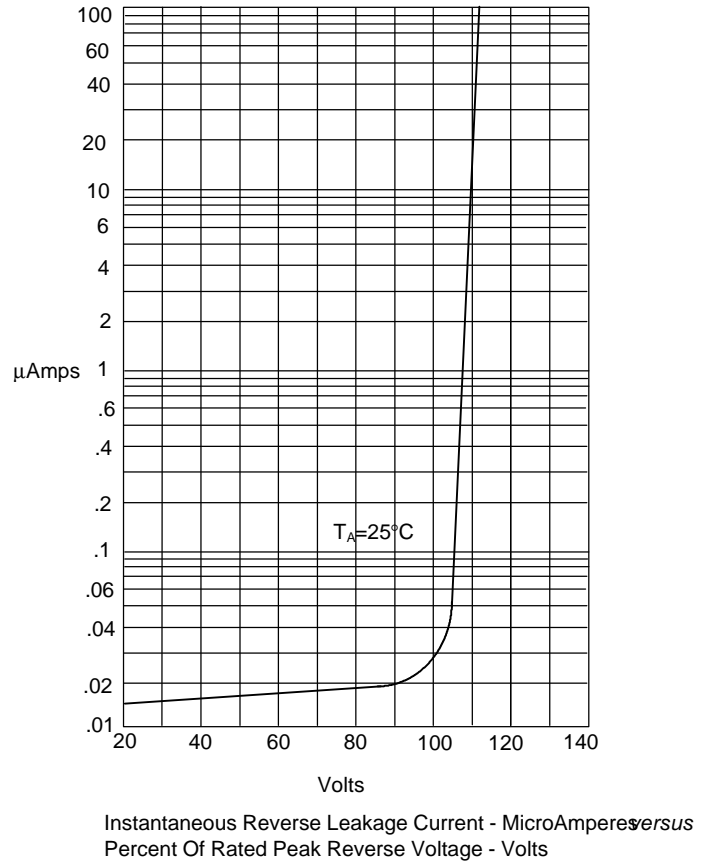


Figure 3
Forward Derating Curve

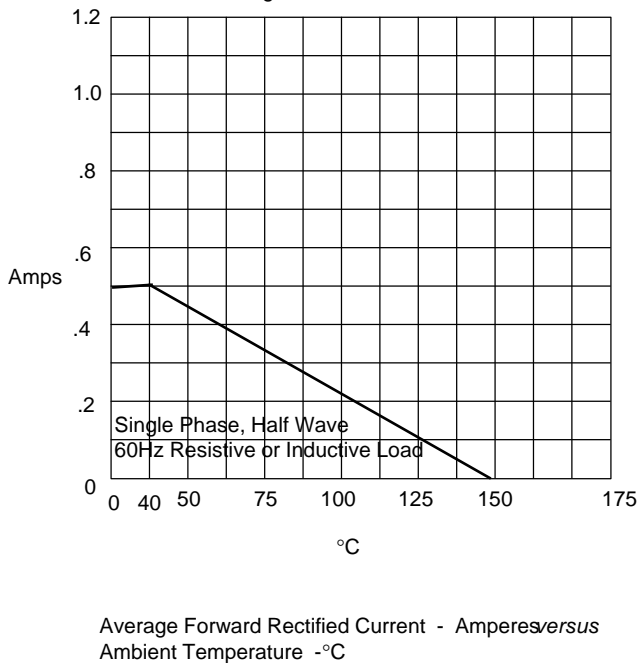


Figure 4
Peak Forward Surge Current

