






# Power MOSFETS (cont'd)

ECG Type	Description and Application	Transconductance gfs $\mu$ mhos	Drain to Source Breakdown Voltage BV <sub>DSS</sub>	Gate to Source Breakdown Voltage BV <sub>GS</sub>	Continuous Drain Current I <sub>D</sub> Amps	Gate to Source Threshold Voltage V <sub>GS</sub> (th)	Drain to Source Resistance <sup>r</sup> DS (on) Ohms	Input Cap C <sub>iss</sub> pf	Device Dissipation @TC=25° C P <sub>D</sub> Watts	Package
										Case/Fig./Basing
ECG2387 ▲	MOSFET, N-Ch, Enhancement Hi Speed Switch	3 Min	800 Min	±30 Max*	4	4 Max	3 Max	1250 Max	125 Max	TO-220 Fig. T41 
ECG2399 ▲	MOSFET, N-Ch, Enhancement Hi Speed Switch	3 Min	1000 Min	±30 Max*	3	4 Max	5 Max	1250 Max	125 Max	TO-220J Fig. T41-I 
ECG2940 ▲	MOSFET, N-Ch, Enhancement Hi Speed Switch	6 Min	60 Min	±20 Max	13	4 Max	.09 Max	850 Max	30 Max	TO-220J Fig. T41-I
ECG2941 ▲	MOSFET, N-Ch, Enhancement Hi Speed Switch	16 Min	60 Min	±20 Max*	32	4 Max	.02 Max	2900 Max	45 Max	TO-220J Fig. T41-I
ECG2942 ▲	MOSFET, N-Ch, Enhancement Hi Speed Switch	5 Min	100 Min	±20 Max*	10	4 Max	.16 Max	1100 Max	35 Max	TO-220J Fig. T41-I
ECG2943 ▲	MOSFET, N-Ch, Enhancement Hi Speed Switch	10 Min	100 Min	±20 Max*	18	4 Max	.06 Max	2000 Max	40 Max	TO-220J Fig. T41-I
ECG2944 ▲	MOSFET, N-Ch, Enhancement Hi Speed Switch	6 Min	200 Min	±20 Max*	10	4 Max	.18 Max	1600 Max	45 Max	TO-220J Fig. T41-I
ECG2945 ▲	MOSFET, N-Ch, Enhancement Hi Speed Switch	5 Min	400 Min	±20 Max*	6	4 Max	.55 Max	1600 Max	45 Max	TO-220J Fig. T41-I
ECG2946 ▲	MOSFET, N-Ch, Enhancement Hi Speed Switch	3.5 Min	500 Min	±20 Max*	5	4 Max	.85 Max	2000 Max	45 Max	TO-220J Fig. T41-I
ECG2947 ▲	MOSFET, N-Ch, Enhancement Hi Speed Switch	3 Min	600 Min	±20 max*	4	4 Max	1.25 Max	2000 Max	45 Max	TO-220J Fig. T41-I
ECG2393 ▲	MOSFET, N-Ch, Enhancement Hi Speed Switch	5 Min	500 Min	±20 Max*	9	4 Max	.7 Max	1900 Max	150 Max	TO-3P (TO-218) Fig. T48 
ECG2394 ▲	MOSFET, N-Ch, Enhancement Hi Speed Switch	9 Min	500 Min	±20 Max*	14	4 Max	.4 Max	3000 Max	180 Max	TO-3P (TO-218) Fig. T48
ECG2378 ▲	MOSFET, N-Ch, Enhancement Hi Speed Switch	1 Min	900 Min	±20 Max	5	4 Max	4 Max	950 Typ	150 Max	TO-3PJ • Fig. T48-1 
ECG2377 ▲	MOSFET, N-Ch, Enhancement Hi Speed Switch	2 Min	900 Min	±30 Max*	8	3.5 Max	1.5 Max	1300 Typ	150 Max	• TO-247 Alt. Case Fig T48-4 

\* Warning - Exceeding BV<sub>GS</sub> maximum will result in permanent damage to the gate region oxide layer.  
▲ Refer to MOSFET Handling Precautions - Page 1 - 34