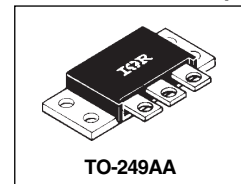


International IOR Rectifier

162CNQ030

SCHOTTKY RECTIFIER

160 Amp



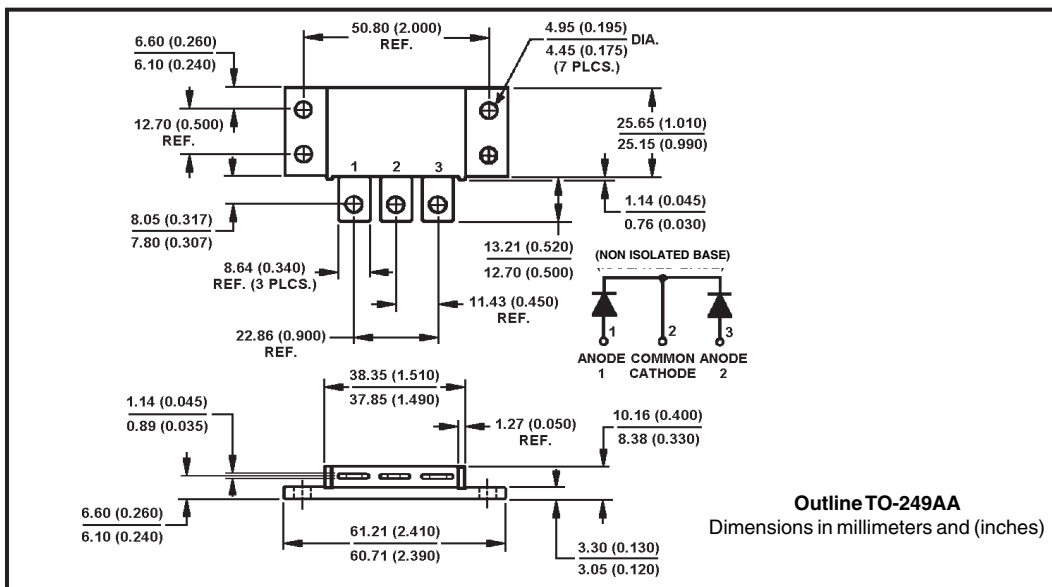
Major Ratings and Characteristics

Characteristics	162CNQ...	Units
$I_{F(AV)}$ Rectangular waveform	160	A
V_{RRM} range	30	V
I_{FSM} @ $t_p=5\ \mu s$ sine	7900	A
V_F @ 80 Apk, $T_J=125^\circ C$ (per leg)	0.46	V
T_J range	- 55 to 150	$^\circ C$

Description/Features

The 162CNQ030 non isolated, center tap Schottky rectifier module series has been optimized for very low forward voltage drop, with moderate leakage. The proprietary barrier technology allows for reliable operation up to $150^\circ C$ junction temperature. Typical applications are in switching power supplies, converters, free-wheeling diodes, and reverse battery protection.

- $150^\circ C$ T_J operation
- Isolated heatsink
- Center tap module
- High purity, high temperature epoxy encapsulation for enhanced mechanical strength and moisture resistance
- Very low forward voltage drop
- High frequency operation
- Guard ring for enhanced ruggedness and long term reliability
- Low profile, high current package



Voltage Ratings

Part number	162CNQ030
V_R Max. DC Reverse Voltage (V)	30
V_{RWM} Max. Working Peak Reverse Voltage (V)	

Absolute Maximum Ratings

Parameters	162CNQ	Units	Conditions
$I_{F(AV)}$ Max. Average Forward Current (Per Leg) * See Fig. 5 (Per Device)	80	A	50% duty cycle @ $T_C = 109^\circ\text{C}$, rectangular wave form
	160		
I_{FSM} Max. Peak One Cycle Non-Repetitive Surge Current (Per Leg) * See Fig. 7	7900	A	5 μs Sine or 3 μs Rect. pulse 10ms Sine or 6ms Rect. pulse
	980		
E_{AS} Non-Repetitive Avalanche Energy (Per Leg)	72	mJ	$T_J = 25^\circ\text{C}$, $I_{AS} = 16$ Amps, $L = 0.84$ mH
I_{AR} Repetitive Avalanche Current (Per Leg)	16	A	Current decaying linearly to zero in 1 μsec Frequency limited by T_J max. $V_A = 1.5 \times V_R$ typical

Electrical Specifications

Parameters	162CNQ	Units	Conditions
V_{FM} Max. Forward Voltage Drop (Per Leg) * See Fig. 1 (1)	0.53	V	@ 80A
	0.65	V	@ 160A
	0.46	V	@ 80A
	0.63	V	@ 160A
I_{RM} Max. Reverse Leakage Current (Per Leg) * See Fig. 2 (1)	5	mA	$T_J = 25^\circ\text{C}$
	280	mA	$T_J = 125^\circ\text{C}$
C_T Max. Junction Capacitance (Per Leg)	3700	pF	$V_R = 5V_{DC}$ (test signal range 100Khz to 1Mhz) 25°C
L_S Typical Series Inductance (Per Leg)	8.0	nH	Measured from terminal hole to terminal hole
dv/dt Max. Voltage Rate of Change (Rated V_R)	10,000	V/ μs	

(1) Pulse Width < 300 μs , Duty Cycle <2%**Thermal-Mechanical Specifications**

Parameters	162CNQ	Units	Conditions
T_J Max. Junction Temperature Range	-55 to 150	$^\circ\text{C}$	
T_{stg} Max. Storage Temperature Range	-55 to 150	$^\circ\text{C}$	
R_{thJC} Max. Thermal Resistance Junction to Case (Per Leg)	0.70	$^\circ\text{C}/\text{W}$	DC operation * See Fig. 4
R_{thJC} Max. Thermal Resistance Junction to Case (Per Package)	0.35	$^\circ\text{C}/\text{W}$	DC operation
R_{thCS} Typical Thermal Resistance, Case to Heatsink	0.10	$^\circ\text{C}/\text{W}$	Mounting surface, smooth and greased
wt Approximate Weight	58(2.0)	g(oz.)	
T Mounting Torque	Min. 40(35)	Kg-cm (lbf-in)	
	Max. 58(50)		
Case Style	TO-249AA	JEDEC	

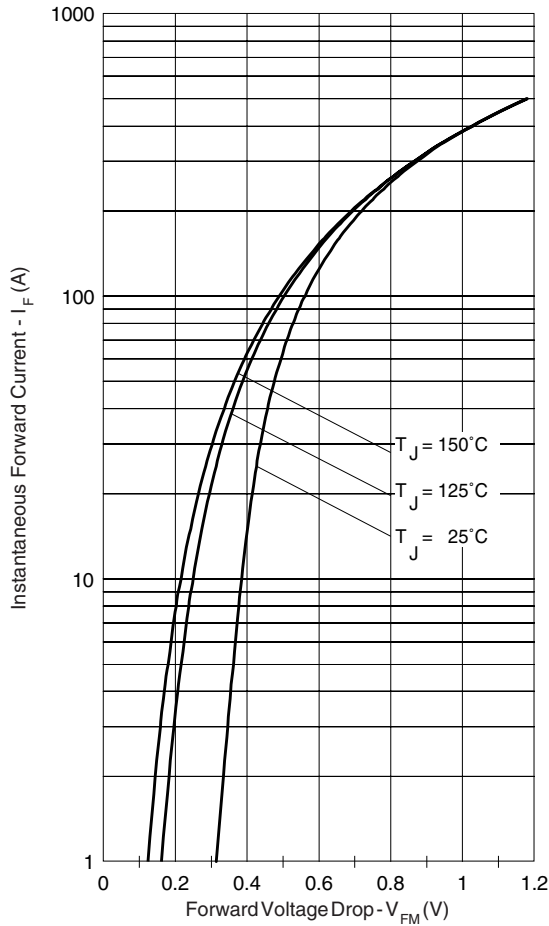


Fig. 1 - Max. Forward Voltage Drop Characteristics (PerLeg)

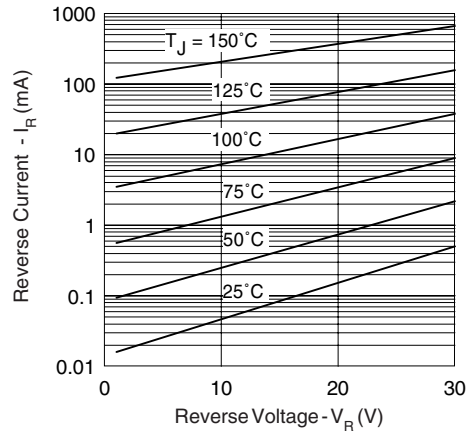


Fig. 2 - Typical Values Of Reverse Current Vs. Reverse Voltage (PerLeg)

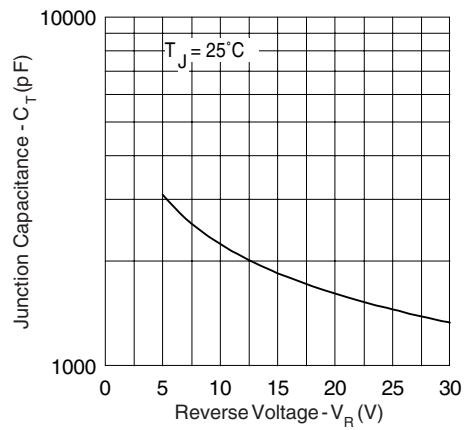


Fig. 3 - Typical Junction Capacitance Vs. Reverse Voltage (PerLeg)

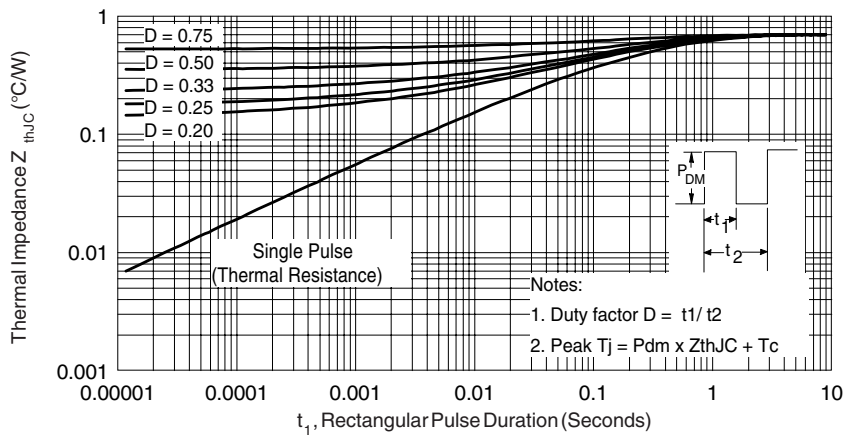


Fig. 4 - Max. Thermal Impedance Z_{thJC} Characteristics (PerLeg)

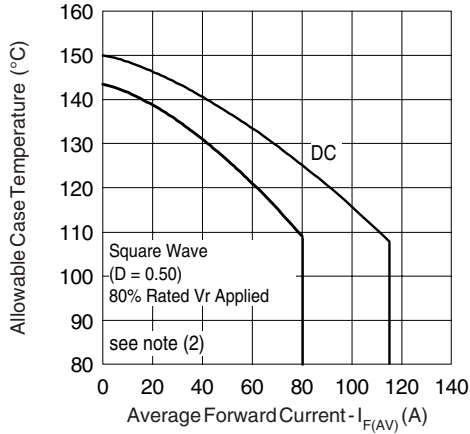


Fig. 5- Max. Allowable Case Temperature Vs. Average Forward Current (Per Leg)

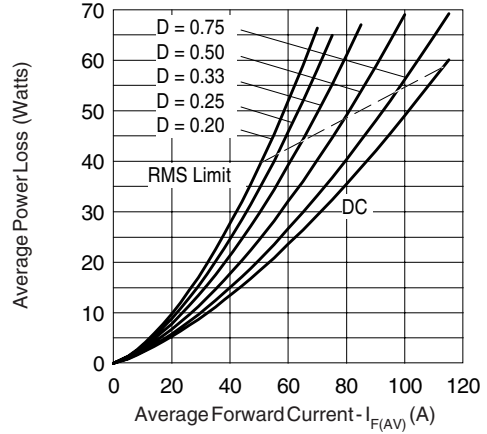


Fig. 6- Forward Power Loss Characteristics (Per Leg)

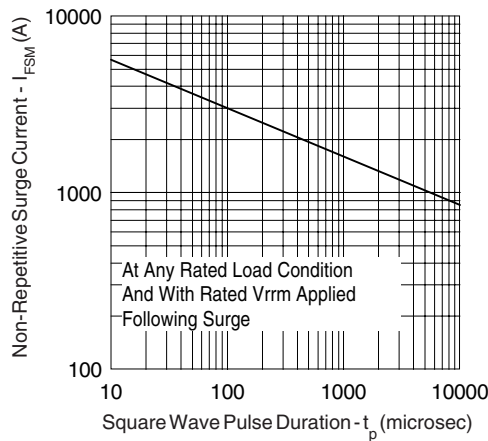


Fig. 7- Max. Non-Repetitive Surge Current (Per Leg)

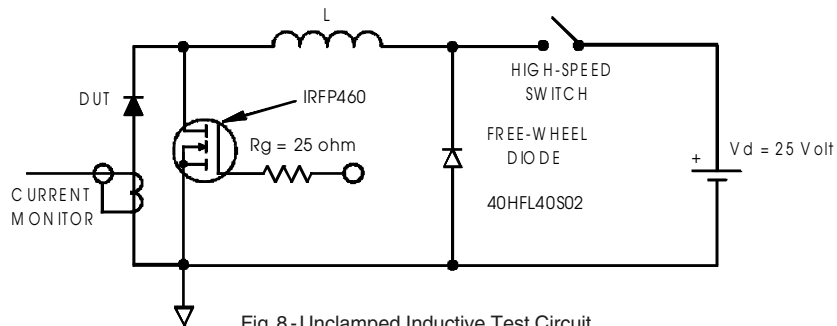


Fig. 8- Unclamped Inductive Test Circuit

(2) Formula used: $T_c = T_j - (P_d + P_{d_{REV}}) \times R_{thJC}$

P_d = Forward Power Loss = $I_{F(AV)} \times V_{FM} @ (I_{F(AV)}/D)$ (see Fig. 6);

$P_{d_{REV}}$ = Inverse Power Loss = $V_{R1} \times I_R (1-D)$; $I_R @ V_{R1} = 80\%$ rated V_R

WORLD HEADQUARTERS: 233 Kansas St., El Segundo, California 90245 U.S.A. Tel: (310) 322 3331. Fax: (310) 322 3332.
EUROPEAN HEADQUARTERS: Hurst Green, Oxted, Surrey RH8 9BB, U.K. Tel: ++ 44 1883 732020. Fax: ++ 44 1883 733408.
IR CANADA: 15 Lincoln Court, Brampton, Markham, Ontario L6T3Z2. Tel: (905) 453 2200. Fax: (905) 475 8801.
IR GERMANY: Saalburgstrasse 157, 61350 Bad Homburg. Tel: ++ 49 6172 96590. Fax: ++ 49 6172 965933.
IR ITALY: Via Liguria 49, 10071 Borgaro, Torino. Tel: ++ 39 11 4510111. Fax: ++ 39 11 4510220.
IR FAR EAST: K&H Bldg., 2F, 30-4 Nishi-Ikebukuro 3-Chome, Toshima-Ku, Tokyo, Japan 171. Tel: 81 3 3983 0086.
IR SOUTHEAST ASIA: 1 Kim Seng Promenade, Great World City West Tower, 13-11, Singapore 237994. Tel: ++ 65 838 4630.
IR TAIWAN: 16 Fl. Suite D.207, Sec. 2, Tun Haw South Road, Taipei, 10673, Taiwan. Tel: 886 2 2377 9936.