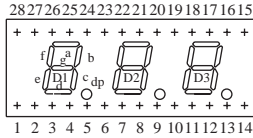


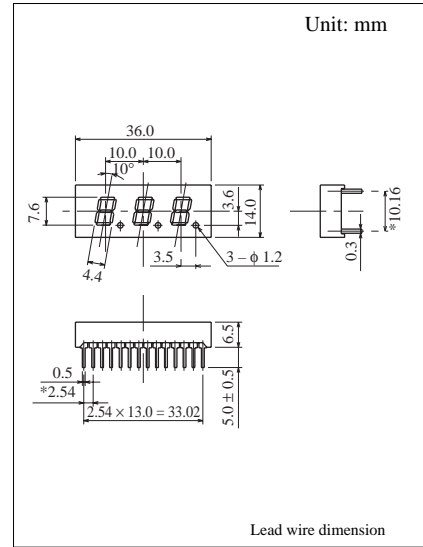
3 Digit 7.6mm (.3") Series

Conventional Part No.	Global Part No.	Lighting Color
LN533YAMY	LN433AA01	Amber
LN533YKMY	LN433KA01	Amber
LN533OAMO	LN833AA01	Orange
LN533OKMO	LN833KA01	Orange

Terminal Connection



Pin No.	Assignment	Assignment
1	Cathode g1	Anode g1
2	Cathode e1	Anode e1
3	Cathode d1	Anode d1
4	Cathode dp1	Anode dp1
5	Cathode c1	Anode c1
6	Anode c1	Cathode c1
7	Cathode e2	Anode e2
8	Cathode d2	Anode d2
9	Cathode c2	Anode c2
10	Cathode g2	Anode g2
11	Cathode e3	Anode e3
12	Cathode d3	Anode d3
13	Cathode dp3	Anode dp3
14	Cathode c3	Anode c3
15	Cathode g3	Anode g3
16	Cathode b3	Anode b3
17	Common Anode D3	Common Cathode D3
18	Cathode a3	Anode a3
19	Cathode f3	Anode f3
20	Cathode b2	Anode b2
21	Common Anode D2	Common Cathode D2
22	Cathode a2	Anode a2
23	Cathode f2	Anode f2
24	Anode b1	Cathode b1
25	Cathode b1	Anode b1
26	Cathode a1	Anode a1
27	Common Anode D1	Common Cathode D1
28	Cathode f1	Anode f1



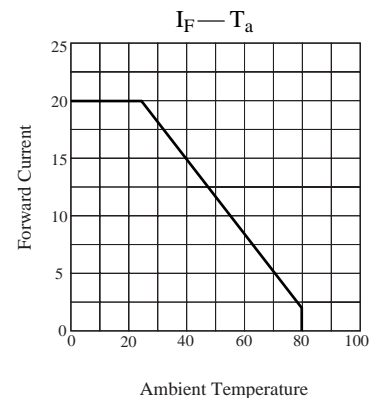
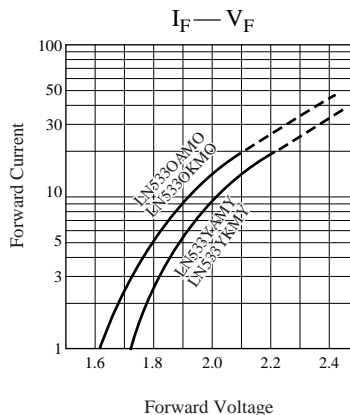
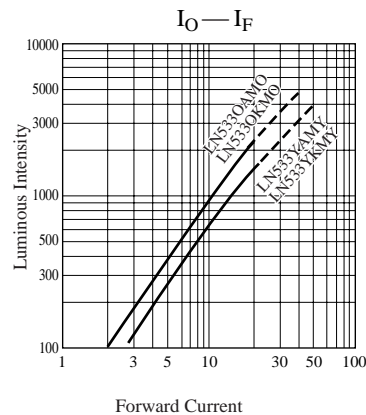
Absolute Maximum Ratings ($T_a = 25^\circ\text{C}$)

Lighting Color	P_D (mW)	I_F (mA)	I_{FP} (mA)*	V_R (V)	T_{opr} ($^\circ\text{C}$)	T_{stg} ($^\circ\text{C}$)
Amber	60	20	100	5	-25 ~ +80	-30 ~ +85
Orange	60	20	100	3	-25 ~ +80	-30 ~ +85

Pulse width 1 msec. The condition of I_{FP} is duty 10%, Pulse width 1 msec

Electro-Optical Characteristics ($T_a = 25^\circ\text{C}$)

Conventional Part No.	Lighting Color	Common	I_O		$I_O/d.p$	I_F	V_F		λ_p	$\Delta\lambda$	I_F	I_R	
			Typ	Min			Typ	Typ				Typ	Max
LN533YAMY	Amber	Anode	600	200	200	10	2.2	2.8	590	30	20	10	5
LN533YKMY	Amber	Cathode	600	200	200	10	2.2	2.8	590	30	20	10	5
LN533OAMG	Orange	Anode	1000	300	400	10	2.1	2.8	630	40	20	10	3
LN533OKMG	Orange	Cathode	1000	300	400	10	2.1	2.8	630	40	20	10	3
Unit	—	—	μcd	μcd	μcd	mA	V	V	nm	nm	mA	μA	V



Caution for Safety

 **DANGER**

Gallium arsenide material (GaAs) is used in this product.

Therefore, do not burn, destroy, cut, crush, or chemically decompose the product, since gallium arsenide material in powder or vapor form is harmful to human health.

Observe the relevant laws and regulations when disposing of the products. Do not mix them with ordinary industrial waste or household refuse when disposing of GaAs-containing products.

Request for your special attention and precautions in using the technical information and semiconductors described in this material

- (1) An export permit needs to be obtained from the competent authorities of the Japanese Government if any of the products or technologies described in this material and controlled under the "Foreign Exchange and Foreign Trade Law" is to be exported or taken out of Japan.
- (2) The technical information described in this material is limited to showing representative characteristics and applied circuit examples of the products. It does not constitute the warranting of industrial property, the granting of relative rights, or the granting of any license.
- (3) The products described in this material are intended to be used for standard applications or general electronic equipment (such as office equipment, communications equipment, measuring instruments and household appliances).
Consult our sales staff in advance for information on the following applications:
 - Special applications (such as for airplanes, aerospace, automobiles, traffic control equipment, combustion equipment, life support systems and safety devices) in which exceptional quality and reliability are required, or if the failure or malfunction of the products may directly jeopardize life or harm the human body.
 - Any applications other than the standard applications intended.
- (4) The products and product specifications described in this material are subject to change without notice for reasons of modification and/or improvement. At the final stage of your design, purchasing, or use of the products, therefore, ask for the most up-to-date Product Standards in advance to make sure that the latest specifications satisfy your requirements.
- (5) When designing your equipment, comply with the guaranteed values, in particular those of maximum rating, the range of operating power supply voltage and heat radiation characteristics. Otherwise, we will not be liable for any defect which may arise later in your equipment.
Even when the products are used within the guaranteed values, redundant design is recommended, so that such equipment may not violate relevant laws or regulations because of the function of our products.
- (6) When using products for which dry packing is required, observe the conditions (including shelf life and after-unpacking standby time) agreed upon when specification sheets are individually exchanged.
- (7) No part of this material may be reprinted or reproduced by any means without written permission from our company.

Please read the following notes before using the datasheets

- A. These materials are intended as a reference to assist customers with the selection of Panasonic semiconductor products best suited to their applications.
Due to modification or other reasons, any information contained in this material, such as available product types, technical data, and so on, is subject to change without notice.
Customers are advised to contact our semiconductor sales office and obtain the latest information before starting precise technical research and/or purchasing activities.
- B. Panasonic is endeavoring to continually improve the quality and reliability of these materials but there is always the possibility that further rectifications will be required in the future. Therefore, Panasonic will not assume any liability for any damages arising from any errors etc. that may appear in this material.
- C. These materials are solely intended for a customer's individual use.
Therefore, without the prior written approval of Panasonic, any other use such as reproducing, selling, or distributing this material to a third party, via the Internet or in any other way, is prohibited.