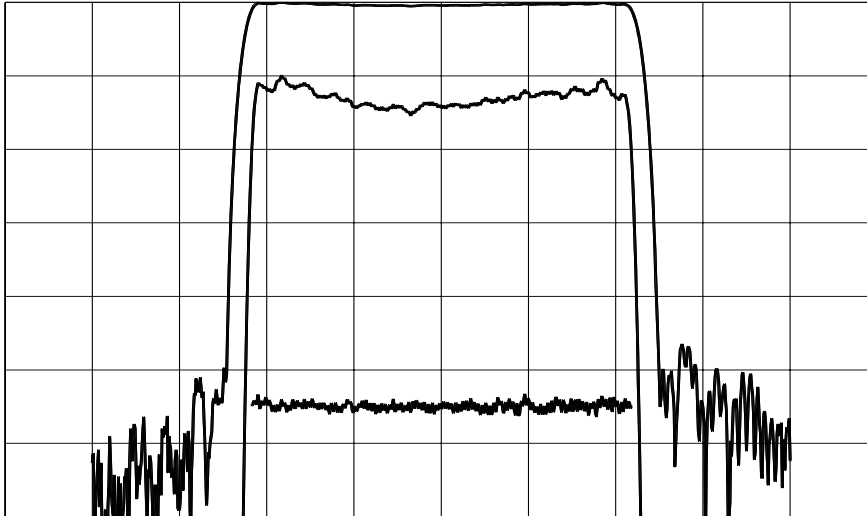


TYPICAL PERFORMANCE


Horizontal: 10.0 MHz/div Vertical (from top): Magnitude 10 dB/div
 Magnitude 1 dB/div
 Group Delay 50 ns/div

SPECIFICATION

Parameter	Min.	Typ.	Max.	Units.
Center Frequency ¹	139.75	140.0	140.25	MHz
Insertion Loss ²		23.5	25.0	dB
1 dB BW	41.5	43.5		MHz
3 dB BW	43.5	44.5		MHz
40 dB BW		49.0	50.0	MHz
Amplitude ripple(Fc ± 7 MHz)		0.4	0.7	dB p-p
Phase ripple(Fc ± 7 MHz)		2.5	5	deg. p-p
Group delay ripple(Fc ± 7 MHz)		15	40	ns p-p
Absolute delay		1.1		us
Ultimate rejection	50	60		dB
Ambient Temperature ³	-25		70	deg C
Substrate material	128 Lithium Niobate			

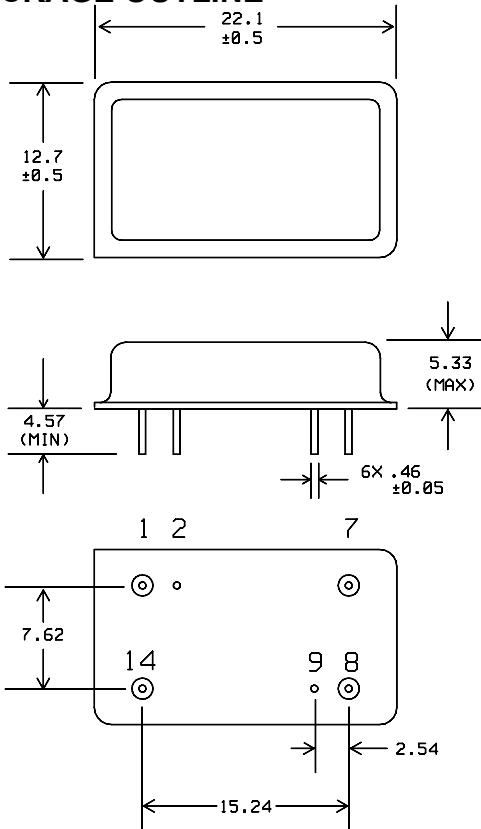
Notes:

1: Measured at 23 deg. C

2: Mean value over Fc ± 7 MHz

3: The device center frequency will shift by -80 ppm/deg. C typical over operating temperature

PACKAGE OUTLINE

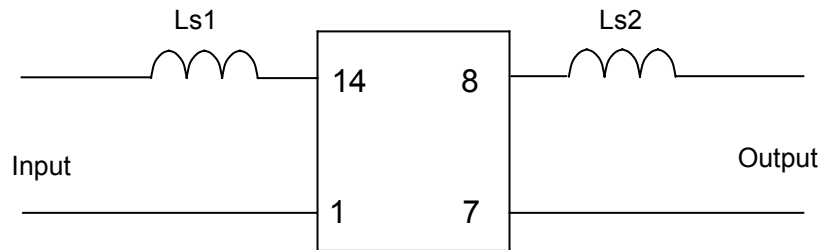


Units: mm

Pin Configuration:

Input: 14
 Input Return: 1
 Output: 8
 Output Return: 7
 Ground: all other pins

MATCHING CIRCUIT



Component values:

Ls1 = 47 nH Ls2 = 56 nH (Minimum Q = 45)

Notes

1. Recommend use of 5% tolerance components.
2. Optimum values depend on board layout. Values intended as guide only.

