

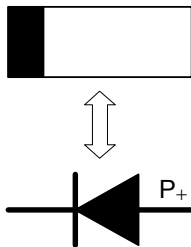
SMD Switching Diode

■ Features

$$I_O = 150\text{mA}$$

$$V_R = 75\text{V}$$

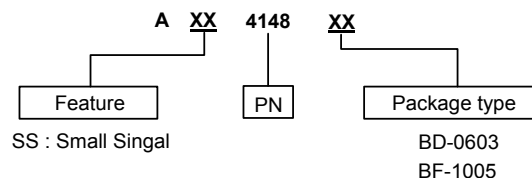
- Designed for mounting on small surface.
- High speed switching.
- High mounting capability, strong surge withstand, high reliability.
- Extremely thin package.
- Lead-free device



■ Mechanical Data

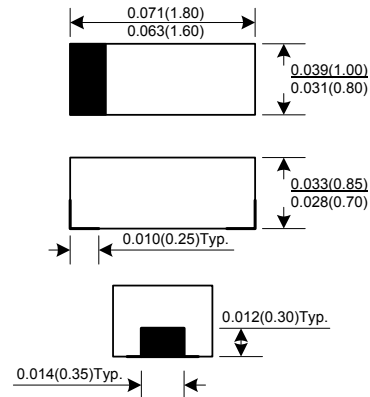
- Case :0603(1608) 1005(2512) standard package, molded plastic.
- Terminals : Gold plated, solderable per MIL-STD-750, method 2026.
- Polarity : Indicated by cathode band.
- Mounting position : Any.
- Weight : BD:0.003gram (approximately)
BF:0.006gram (approximately)

■ Ordering information



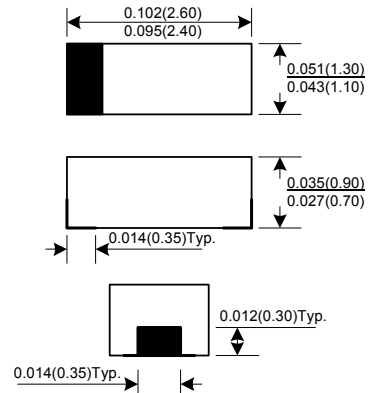
■ General Description

0603(1608)



Dimensions in inches and (millimeter)

1005(2512)



Dimensions in inches and (millimeter)



■ **Maximum Rating** (at $T_A=25^{\circ}\text{C}$ unless otherwise noted)

Symbol	Parameter	Conditions	Min	Typ	Max	Unit
V_{RRM}	Repetitive peak reverse voltage		-	-	100	V
V_R	Reverse voltage		-	-	75	V
I_O	Average forward current		-	-	150	mA
I_{FSM}	Forward current, surge peak	0603	$T_P=1\mu\text{S}$ $T_P=1\text{mS}$	4	-	A
				1		
		1005		4	-	
				1		
P_D	Power Dissipation	0603	-	-	150	mW
		1005	-	-	350	
I_{FRM}	Repetitive peak forward current		-	-	300	mA
T_{STG}	Storage temperature		-40	-	+125	$^{\circ}\text{C}$
T_j	Junction temperature		-40	-	+125	$^{\circ}\text{C}$

■ **Electrical Characteristics** (at $T_A=25^{\circ}\text{C}$ unless otherwise noted)

Symbol	Parameter	Conditions	Min.	Typ.	Max.	Unit
V_F	Forward voltage	$I_F=50\text{mADC}$	-	-	1.0	V
I_R	Reverse current	$V_R=20\text{V}$	-	-	25	nA
		$V_R=75\text{V}$			2.5	μA
C_T	Capacitance between terminals	$F=1\text{MHz}$, and 0 VDC reverse voltage	-	-	4.0	pF
T_{rr}	Reverse recovery time	$I_R=I_F=10\text{mA}$, $R_L=100\text{ohms}$, $i_{rr}=1\text{mA}$	-	-	4.0	nS

■ Rating And Characteristic Curves

Fig. 1 - Forward characteristics

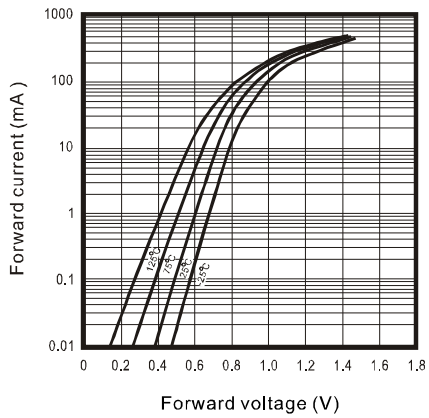


Fig. 2 - Reverse characteristics

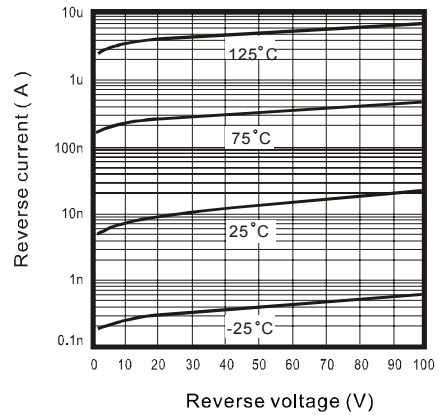


Fig. 3 - Capacitance between terminals characteristics

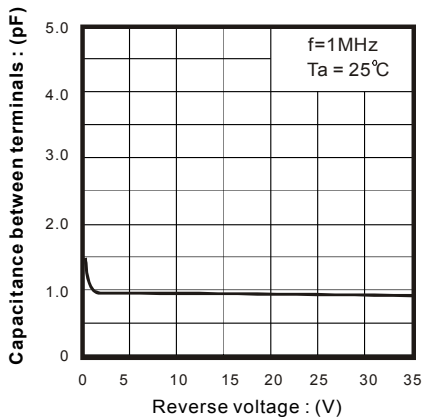
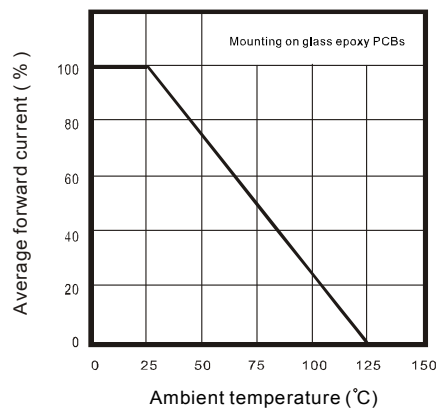


Fig. 4 - Current derating curve



■ Marking Information

