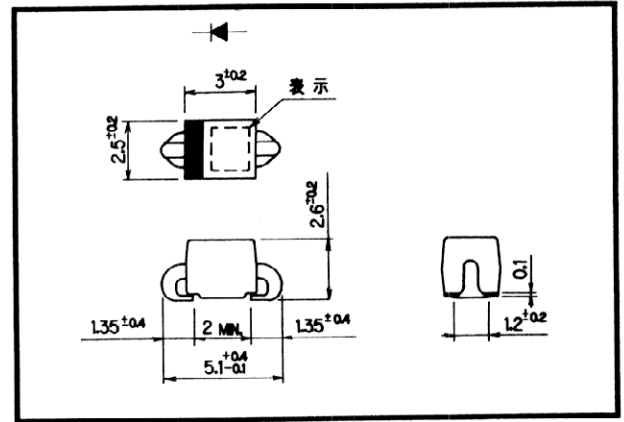


# SC902-2 (1.0A)



## LOW LOSS SUPER HIGH SPEED RECTIFIER

## Outline Drawing



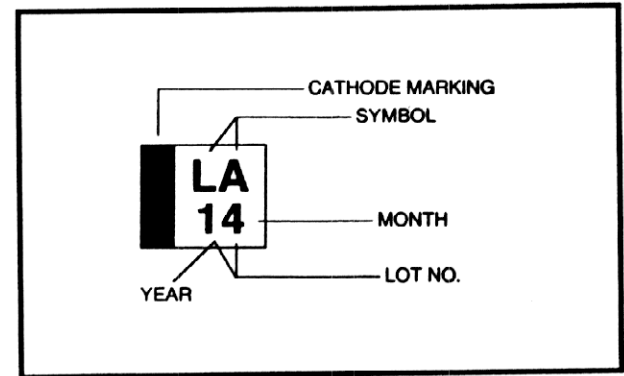
## Features

- Surface mount device
- Low  $V_F$
- Super high speed switching
- High reliability by planer design

## Applications

- High speed power switching

## Connection Diagram



## Maximum Ratings & Characteristics

### Absolute Maximum Ratings

Items	Symbols	Conditions	Ratings	Units
Repetative Peak Reverse Voltage	$V_{RRM}$		200	V
Non-Repetative Peak Reverse Voltage	$V_{RSM}$		200	
Average Output Current	$I_o$	$T_a = 25^\circ\text{C}$ , Duty 1/2	1.0*	A
Surge Current	$I_{FSM}$	Sine Wave, 10ms	25	A
Operating Junction Temperature	$T_J$		-40 to +150	$^\circ\text{C}$
Storage Temperature	$T_{stg}$		-40 to +150	$^\circ\text{C}$

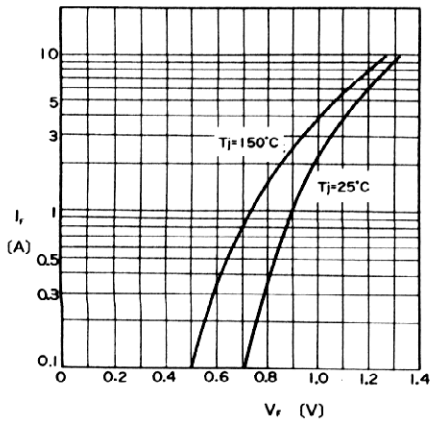
\*Mounted to glass fabric base epoxy resin printed circuits.

### Electrical Characteristics ( $T_a = 25^\circ\text{C}$ Unless otherwise specified)

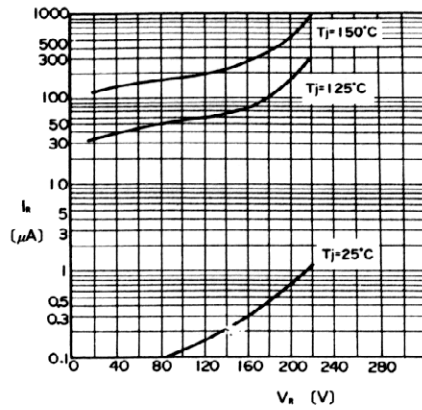
Items	Symbols	Conditions	Ratings	Units
Forward Voltage Drop	$V_F$	$I_F = 1\text{A}$	1.05	V
Reverse Current	$I_R$	$V_R = V_{RRM}$	50	$\mu\text{A}$
Reverse Recovery Time	$t_{rr}$	$I_F = 0.1\text{A}$ , $I_R = 0.2\text{A}$ , $I_{rec} = 0.05\text{A}$	35	ns
Thermal Resistance	$R_{th(j-a)}$	Junction to Ambient	120*	$^\circ\text{C/W}$



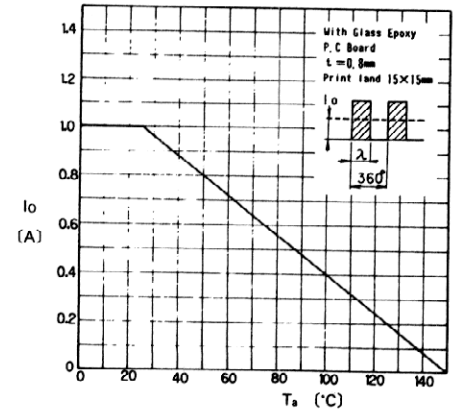
# SC902-2 (1.0A)



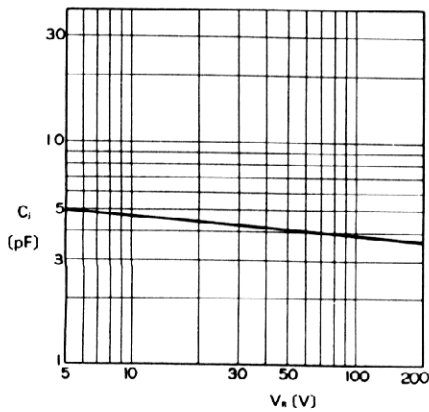
Forward Characteristics



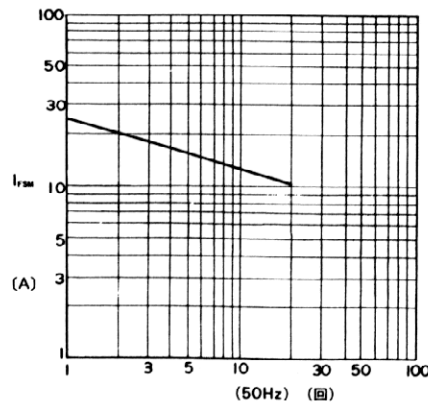
Reverse Characteristics



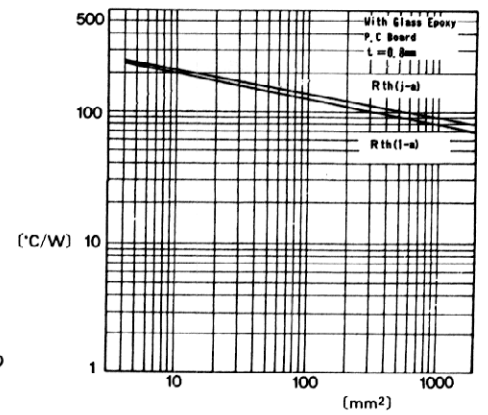
Current Derating ( $I_o - T_a$ )



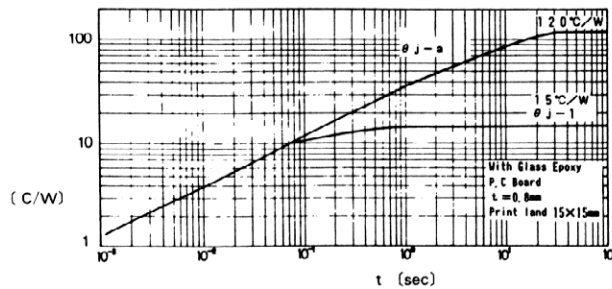
Junction Capacitance



Surge Capability



Thermal Resistance Print Land



Transient Thermal Impedance