



HTL294I

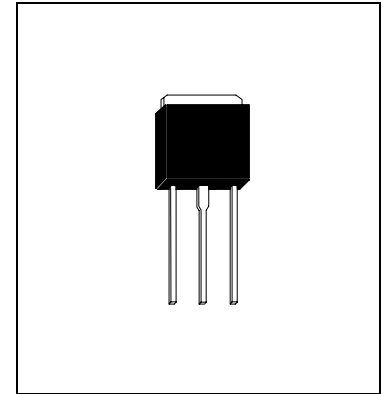
PNP EPITAXIAL PLANAR TRANSISTOR

Description

The HTL294I is designed for application that requires high voltage.

Features

- High Breakdown Voltage: 400(Min.) at IC=1mA
- High Current: IC=300mA at 25°C



Absolute Maximum Ratings

- Maximum Temperatures
 Storage Temperature -55 ~ +150 °C
 Junction Temperature +150 °C Maximum
- Maximum Power Dissipation
 Total Power Dissipation (Ta=25°C) 1 W
- Maximum Voltages and Currents (Ta=25°C)
 VCBO Collector to Base Voltage -400 V
 VCEO Collector to Emitter Voltage -400 V
 VEBO Emitter to Base Voltage -6 V
 IC Collector Current -250 mA

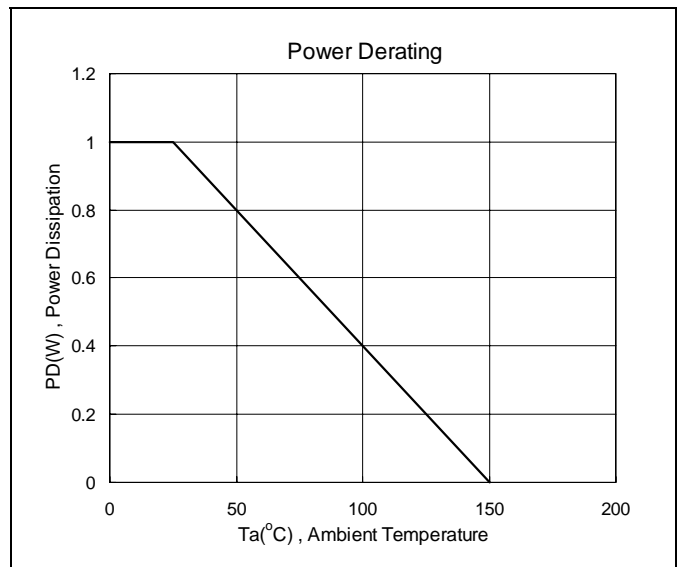
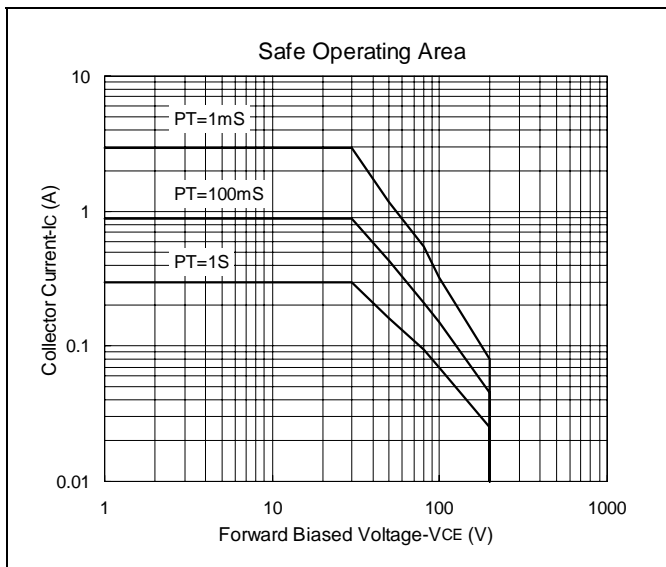
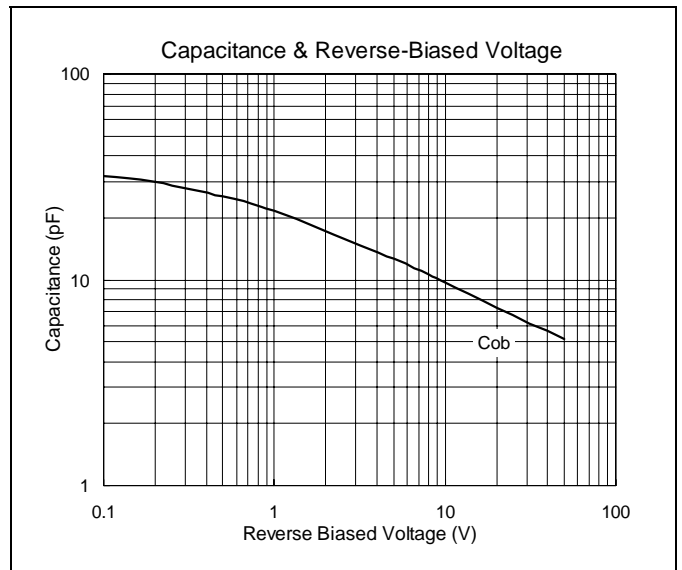
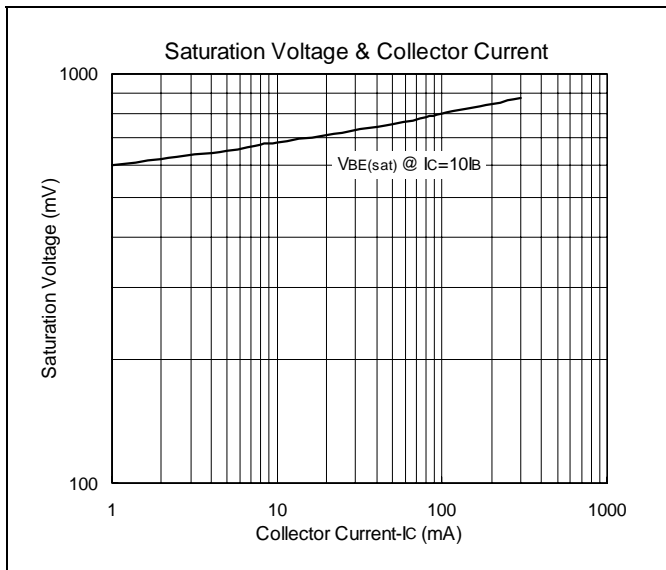
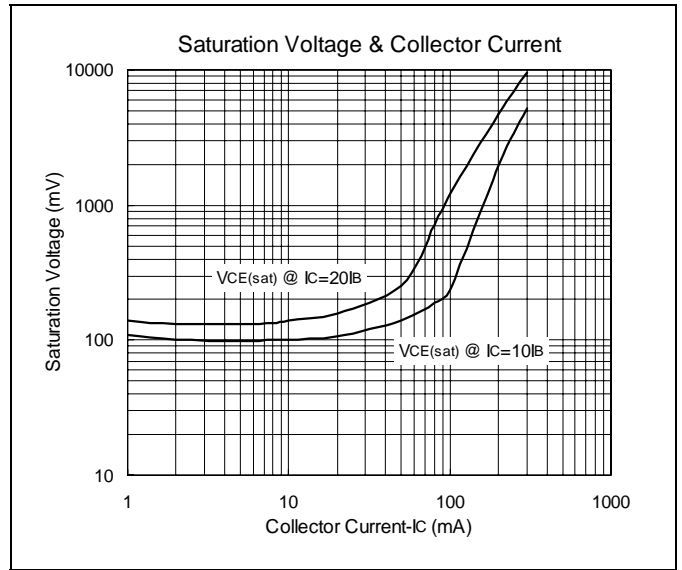
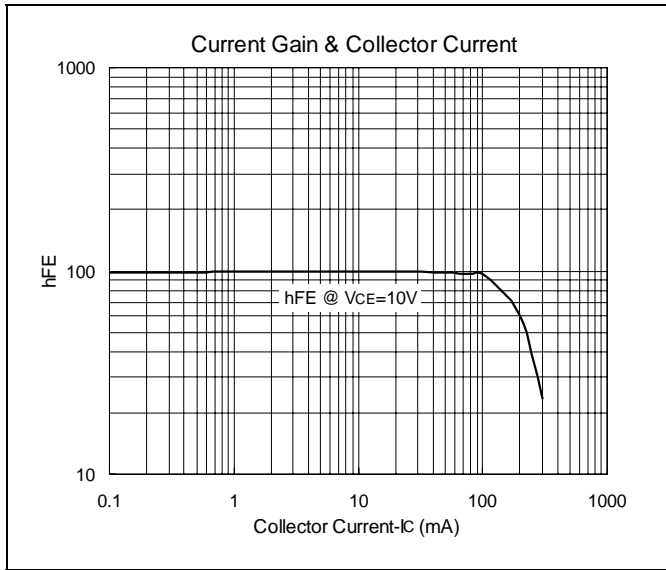
Characteristics (Ta=25°C)

Symbol	Min.	Typ.	Max.	Unit	Test Conditions
BVCBO	-400	-	-	V	IC=-100uA, IE=0
BVCEO	-400	-	-	V	IC=-1mA, IB=0
BVEBO	-6	-	-	V	IE=-10uA, IC=0
ICBO	-	-	-1	uA	VCB=-400V, IE=0
ICES	-	-	-10	uA	VCE=-400V, IC=0
IEBO	-	-	-0.2	uA	VEB=-6V, VBE=0
*VCE(sat)1	-	-	-300	mV	IC=-10mA, IB=-1mA
*VCE(sat)2	-	-	-500	mV	IC=-50mA, IB=-5mA
*VBE(sat)	-	-	-750	mV	IC=-10mA, IB=-1mA
*hFE1	50	-	-		VCE=-10V, IC=-1mA
*hFE2	60	-	250		VCE=-10V, IC=-20mA
*hFE3	50	-	-		VCE=-10V, IC=-80mA
ft	50	-	-	MHz	VCE=-20V, IE=-10mA, f=1MHz
Cob	-	-	30	pF	VCB=-20V, f=1MHz, IE=0

*Pulse Test : Pulse Width ≤380us, Duty Cycle≤2%

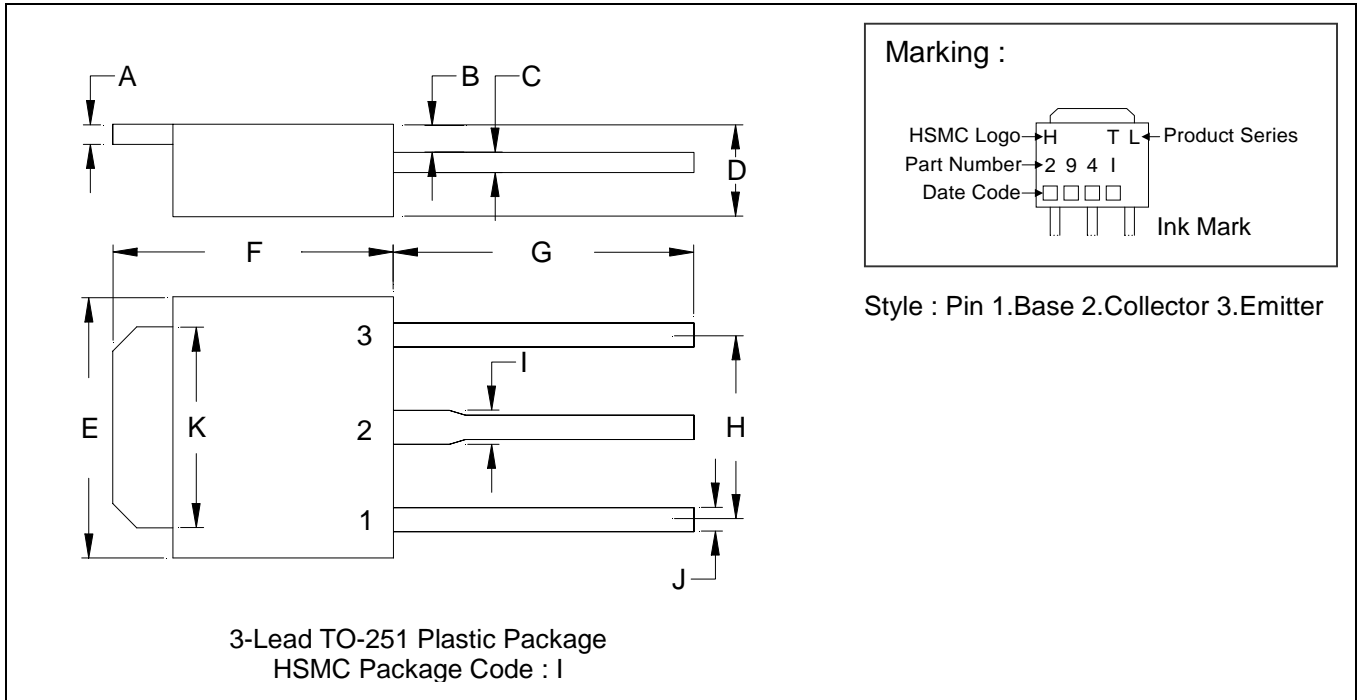


Characteristics Curve





TO-251 Dimension



*:Typical

DIM	Inches		Millimeters		DIM	Inches		Millimeters	
	Min.	Max.	Min.	Max.		Min.	Max.	Min.	Max.
A	0.0177	0.0217	0.45	0.55	G	0.2559	-	6.50	-
B	0.0354	0.0591	0.90	1.50	H	-	*0.1811	-	*4.60
C	0.0177	0.0236	0.45	0.60	I	-	0.0354	-	0.90
D	0.0866	0.0945	2.20	2.40	J	-	0.0315	-	0.80
E	0.2520	0.2677	6.40	6.80	K	0.2047	0.2165	5.20	5.50
F	0.2677	0.2835	6.80	7.20					

Notes : 1.Dimension and tolerance based on our Spec. dated May. 24,1995.
 2.Controlling dimension : millimeters.
 3.Maximum lead thickness includes lead finish thickness, and minimum lead thickness is the minimum thickness of base material.
 4.If there is any question with packing specification or packing method, please contact your local HSMC sales office.

Material :

- Lead : 42 Alloy ; solder plating
- Mold Compound : Epoxy resin family, flammability solid burning class:UL94V-0

Important Notice:

- All rights are reserved. Reproduction in whole or in part is prohibited without the prior written approval of HSMC.
- HSMC reserves the right to make changes to its products without notice.
- **HSMC semiconductor products are not warranted to be suitable for use in Life-Support Applications, or systems.**
- HSMC assumes no liability for any consequence of customer product design, infringement of patents, or application assistance.

Head Office And Factory :

- **Head Office** (Hi-Sincerity Microelectronics Corp.) : 10F.,No. 61, Sec. 2, Chung-Shan N. Rd. Taipei Taiwan R.O.C.
 Tel : 886-2-25212056 Fax : 886-2-25632712, 25368454
- **Factory 1** : No. 38, Kuang Fu S. Rd., Fu-Kou Hsin-Chu Industrial Park Hsin-Chu Taiwan. R.O.C
 Tel : 886-3-5983621~5 Fax : 886-3-5982931