

2SB792, 2SB792A

Silicon PNP epitaxial planer type

For high breakdown voltage low-noise amplification

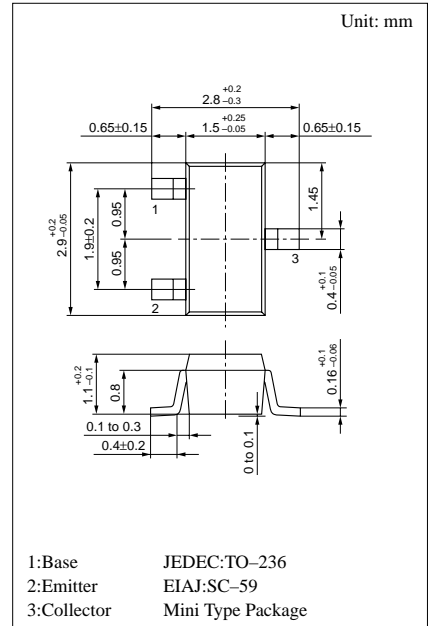
Complementary to 2SD814

Features

- High collector to emitter voltage V_{CEO} .
- Low noise voltage NV.
- Mini type package, allowing downsizing of the equipment and automatic insertion through the tape packing and the magazine packing.

Absolute Maximum Ratings (Ta=25°C)

Parameter	Symbol	Ratings	Unit	
Collector to base voltage	2SB792 2SB792A	V_{CBO}	-150	V
Collector to emitter voltage				
Emitter to base voltage	V_{EBO}	-5	V	
Peak collector current	I_{CP}	-100	mA	
Collector current	I_C	-50	mA	
Collector power dissipation	P_C	200	mW	
Junction temperature	T_j	150	°C	
Storage temperature	T_{stg}	-55 ~ +150	°C	



Marking symbol : |(2SB792)
2F(2SB792A)

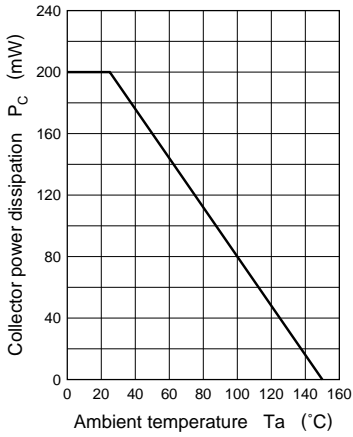
Electrical Characteristics (Ta=25°C)

Parameter	Symbol	Conditions	min	typ	max	Unit
Collector cutoff current	I_{CBO}	$V_{CB} = -100V, I_E = 0$			-1	μA
Collector to emitter voltage	2SB792 2SB792A	V_{CEO}	$I_C = -100\mu A, I_B = 0$	-150		V
				-185		
Emitter to base voltage	V_{EBO}	$I_E = -10\mu A, I_C = 0$	-5			V
Forward current transfer ratio	2SB792 2SB792A	h_{FE}^*	$V_{CE} = -5V, I_C = -10mA$	130		450
				130		330
Collector to emitter saturation voltage	$V_{CE(sat)}$	$I_C = -30\mu A, I_B = -3mA$			-1	V
Transition frequency	f_T	$V_{CB} = -10V, I_E = 10mA, f = 200MHz$		200		MHz
Collector output capacitance	C_{ob}	$V_{CB} = -10V, I_E = 0, f = 1MHz$		4		pF
Noise voltage	NV	$V_{CE} = -10V, I_C = -1mA, G_v = 80dB, R_g = 100k\Omega, \text{Function} = \text{FLAT}$		150		mV

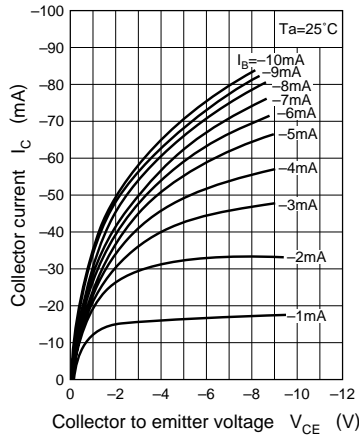
* h_{FE} Rank classification

Rank	R	S	T
h_{FE}	130 ~ 220	185 ~ 330	260 ~ 450
Marking	2SB792	IR	IS
Symbol	2SB792A	2FR	2FS

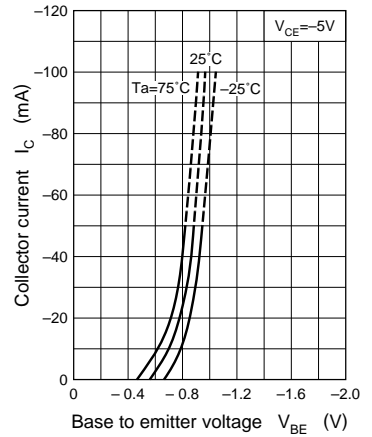
$P_C - T_a$



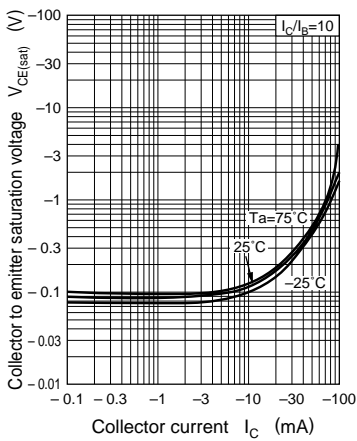
$I_C - V_{CE}$



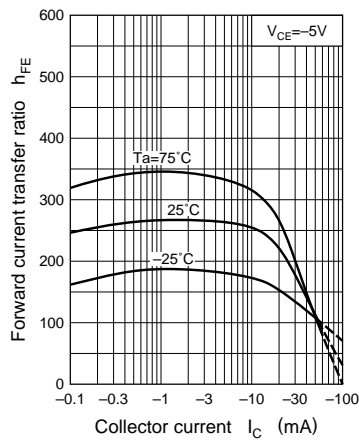
$I_C - V_{BE}$



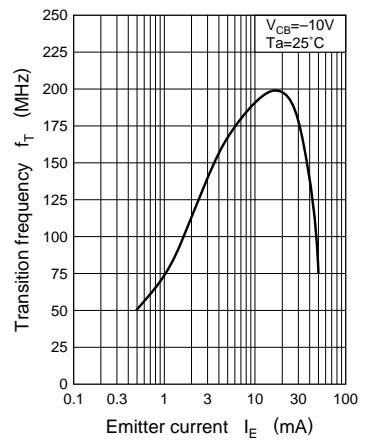
$V_{CE(sat)} - I_C$



$h_{FE} - I_C$



$f_T - I_E$



$C_{ob} - V_{CB}$

